









Description	Item no.	Application	Engine	Year	Criteria / Information
 <p>Key holder, black leather</p>	<b>8301400100</b> For reference: 1088900661 A1088900661	MERCEDES-BENZ 190  MERCEDES-BENZ 230-280SL MERCEDES-BENZ E-CLASS  MERCEDES-BENZ E-CLASS SALOON (W124) MERCEDES-BENZ R107/C107 MERCEDES-BENZ R107/C107 MERCEDES-BENZ S-CLASS SALOON (W126) MERCEDES-BENZ S-W108/109 MERCEDES-BENZ W110-112 MERCEDES-BENZ W110-112 MERCEDES-BENZ W110-112 MERCEDES-BENZ W114/W115 MERCEDES-BENZ W114/W115 MERCEDES-BENZ W123	2.3, 2.5, 2.6, 2.0, 2.0D, 2.2D, 1.8, 2.5D 2.5, 2.3, 2.7  2.8, 3.0D, 5.0, 6.0, 2.0D, 2.5D, 3.0, 3.2, 2.0, 3.6, 4.2, 2.2 2.0D, 4.2, 2.3, 2.8, 2.2, 2.5D, 2.6, 3.0, 3.0D, 3.2, 2.0, 5.0 2.7, 3.8, 4.9, 4.5, 3.5  2.9, 4.1, 5.6  3.5D, 4.1, 3.0, 3.0D, 3.8, 4.9, 5.0, 2.5, 5.5, 2.7  2.5, 2.7, 3.5, 6.3  1.9, 2.0, 2.0D  2.2, 2.3, 3.0  3.5, 2.5, 2.7  2.2D, 2.4D, 3.0D, 2.0D, 2.0, 2.2 2.3, 2.7, 2.5  2.0, 2.0D, 2.4D, 2.5, 2.9D, 2.3, 2.7, 3.0D, 2.2D	10/82-08/93  01/63-03/71  06/93-06/95  12/84-08/93  05/71-09/81  05/71-12/89  10/79-06/91  01/66-08/72  04/61-02/68  08/59-01/68  01/61-12/71  01/68-01/77 01/68-11/76  01/76-12/85	Material: Leather Colour: Black
 <p>Tappet</p>	<b>1311400100</b> For reference: 881030500080 1030500080 A1030500080	MERCEDES-BENZ 190 MERCEDES-BENZ COUPE MERCEDES-BENZ E-CLASS MERCEDES-BENZ E-CLASS SALOON (W124) MERCEDES-BENZ G-CLASS MERCEDES-BENZ G-CLASS MERCEDES-BENZ G-CLASS MERCEDES-BENZ G-CLASS Cabrio (W460) MERCEDES-BENZ KOMBI MERCEDES-BENZ R107/C107 MERCEDES-BENZ S-CLASS SALOON (W126) MERCEDES-BENZ T2/LN1	2.3, 2.6, 1.8, 2.0 3.0, 2.3  3.0  2.6, 2.0, 2.3, 3.0  2.0  2.3 (M102.987 M102.997)  3.0  2.3 (M102.987), 2.0  2.3, 2.0, 3.0  2.9  2.5, 3.0  2.3	10/82-08/93 03/87-05/93  06/93-06/95  12/84-08/93  03/79-07/93  03/79-07/00  09/89-12/11  03/79-05/93  09/85-07/93  05/71-12/89  10/79-06/91  04/86-12/94	Fitting Position: Outlet Side Fitting Position: Intake Side Operating Mode: Hydraulic Thickness [mm]: 29,5 Outer diameter [mm]: 14
 <p>Tappet</p>	<b>1111400400</b> For reference: 109001001 0000500225 00A109309 1040501025 1040501225 1110500025 1190500325 1190500825 A0000500225 A1040501025 A1040501225 A1110500025 A1190500325 A1190500825	MERCEDES-BENZ CABRIOLET MERCEDES-BENZ C-CLASS MERCEDES-BENZ CLK MERCEDES-BENZ COUPE MERCEDES-BENZ E-CLASS MERCEDES-BENZ E-CLASS MERCEDES-BENZ E-CLASS SALOON (W124) MERCEDES-BENZ G-CLASS MERCEDES-BENZ KOMBI MERCEDES-BENZ M-CLASS MERCEDES-BENZ S-CLASS COUPE  MERCEDES-BENZ S-CLASS SALOON  MERCEDES-BENZ SL MERCEDES-BENZ SLK MERCEDES-BENZ SPRINTER MERCEDES-BENZ SPRINTER 2-t	3.0  2.0 (M111.941), 2.2, 1.8 (M111.921), 2.3, 2.8, 3.6 2.0 2.2, 3.0, 3.2  2.2, 2.0, 4.2, 2.8, 3.2, 5.0, 6.0 3.6  2.0, 2.2, 2.8, 3.0, 3.2, 4.2  3.2  2.8, 3.0, 3.2, 2.2, 2.0  2.3  4.2 (M119.971), 6.0 (M120.980 M120.982), 5.0 (M119.970) 3.2 (M104.990 M104.994), 2.8, 6.0 (M120.980), 5.0, 4.2 (M119.981)  3.0, 3.2, 6.0, 2.8 2.0 2.3 (M111.979)  2.3 (M111.979)	04/92-06/93  03/93-05/00  06/97-03/02 03/87-05/93  06/93-06/95  06/93-06/96  12/84-08/93  09/89-12/11  09/85-07/93  02/98-06/05  07/92-12/99  02/91-10/98  03/89-12/01 09/96-04/04 02/95-05/06  01/95-05/06	Fitting Position: Intake Side Fitting Position: Outlet Side Operating Mode: Hydraulic Thickness [mm]: 24,1 Outer diameter [mm]: 35




Description	Item no.	Application	Engine	Year	Criteria / Information
	<b>1111400400</b>	MERCEDES-BENZ SPRINTER 3-t MERCEDES-BENZ V-CLASS MERCEDES-BENZ VITO MERCEDES-BENZ VITO	2.3 (M111.979) 2.3 (M111.978), 2.0 (M111.948) 2.0 (M111.948) 2.3 (M111.978)	02/95-05/06 09/96-07/03 02/96-07/03 03/97-07/03	
 Tappet	<b>1311400500</b> <i>For reference:</i> 886010500725 6010500080 6010500325 6010500380 6010500425 6010500525 6010500725 6010500825 6010500880 A6010500080 A6010500325 A6010500380 A6010500425 A6010500525 A6010500725 A6010500825 A6010500880	MERCEDES-BENZ 190 MERCEDES-BENZ C-CLASS MERCEDES-BENZ E-CLASS MERCEDES-BENZ E-CLASS MERCEDES-BENZ E-CLASS SALOON (W124) MERCEDES-BENZ G-CLASS MERCEDES-BENZ G-CLASS MERCEDES-BENZ G-CLASS MERCEDES-BENZ G-CLASS MERCEDES-BENZ G-CLASS Cabrio (W460) MERCEDES-BENZ KOMBI MERCEDES-BENZ SPRINTER MERCEDES-BENZ SPRINTER 2-t MERCEDES-BENZ SPRINTER 3-t MERCEDES-BENZ T1 MERCEDES-BENZ T1/TN MERCEDES-BENZ T2/LN1 MERCEDES-BENZ VARIO MERCEDES-BENZ V-CLASS MERCEDES-BENZ VITO	2.5D, 2.0D 2.0D 2.9D 3.0D, 2.0D, 2.5D 2.0D, 2.5D, 3.0D 2.5D 2.9D 3.4D 2.5D 3.0D, 2.0D, 2.5D 2.3D, 2.9D 2.9D, 2.3D 2.9D, 2.3D 2.9D, 2.3D, 2.8D 2.8D 2.3D 2.9D 2.3D 2.3D	10/82-08/93 03/93-05/00 06/95-03/02 06/93-06/95 12/84-08/93 03/79-07/93 09/89-07/00 09/89-12/11 03/79-05/93 09/85-07/93 02/95-05/06 01/95-05/06 02/95-05/06 04/77-02/96 07/81-06/95 04/86-12/94 09/96-12/13 09/96-07/03 02/96-07/03	Fitting Position: Outlet Side Fitting Position: Intake Side Operating Mode: Hydraulic Thickness [mm]: 36 Outer diameter [mm]: 40
 Oil sump	<b>1312900200</b> <i>For reference:</i> 881030100513 1030100513 1030100702 1030140702 A1030100513 A1030100702 A1030140702	MERCEDES-BENZ 190 MERCEDES-BENZ COUPE MERCEDES-BENZ E-CLASS MERCEDES-BENZ E-CLASS SALOON (W124) MERCEDES-BENZ KOMBI MERCEDES-BENZ R107/C107 MERCEDES-BENZ S-CLASS SALOON (W126)	2.6 3.0 3.0 3.0, 2.6 2.6, 3.0 2.9 2.5, 3.0	10/82-08/93 03/87-05/93 06/93-06/95 12/84-08/93 09/85-07/93 05/71-12/89 10/79-06/91	Material: Aluminium Supplementary Article/Info 2: without bore for oil level sensor
 Water Pump, engine cooling	<b>1314100600</b> <i>For reference:</i> 881042002801 1042002801 1042003301 1042004401 1042004501 1042004701 1042004901 1042005401 1622003601 A1042002801 A1042003301 A1042004401 A1042004501 A1042004701 A1042004901	MERCEDES-BENZ C-CLASS MERCEDES-BENZ COUPE MERCEDES-BENZ E-CLASS MERCEDES-BENZ E-CLASS SALOON (W124) MERCEDES-BENZ KOMBI MERCEDES-BENZ SL	2.8 3.2 2.8, 3.2 3.2, 2.8 3.2, 2.8 3.2	03/93-05/00 03/87-05/93 06/93-06/95 12/84-08/93 09/85-07/93 03/89-12/01	




Description	Item no.	Application	Engine	Year	Criteria / Information			
 <p>Water Pump, engine cooling</p>	<b>1314101100</b> <i>For reference:</i> 881112000401 1112000401 1112004001 A1112000401 A1112004001	MERCEDES-BENZ C-CLASS	2.0, 1.8, 2.3, 2.2	03/93-05/00	Supplementary Article/ Supplementary Info: with seal Operating Mode: Mechanical			
		MERCEDES-BENZ CLK	2.0	06/97-03/02				
		MERCEDES-BENZ COUPE	2.2	03/87-05/93				
		MERCEDES-BENZ E-CLASS	2.0, 2.2	06/93-06/95				
		MERCEDES-BENZ E-CLASS	2.3	06/95-03/02				
		MERCEDES-BENZ E-CLASS SALOON (W124)	2.2, 2.0	12/84-08/93				
		MERCEDES-BENZ KOMBI	2.0, 2.2	09/85-07/93				
		MERCEDES-BENZ M-CLASS	2.3	02/98-06/05				
		MERCEDES-BENZ SLK	2.0	09/96-04/04				
		 <p>Water Pump, engine cooling</p>	<b>1314101900</b> <i>For reference:</i> 886022000120 6022000020 6022000120 6022000220 6022000420 6022000520 6032000020 A6022000020 A6022000120 A6022000220 A6022000420 A6022000520	MERCEDES-BENZ 190		2.5D	10/82-08/93	
MERCEDES-BENZ C-CLASS	2.5D			03/93-05/00				
MERCEDES-BENZ E-CLASS	2.9D			06/95-03/02				
MERCEDES-BENZ E-CLASS	3.0D, 2.5D			06/93-06/95				
MERCEDES-BENZ E-CLASS	2.5D, 2.9D			06/96-12/02				
Platform/Chassis (VF210)	2.5D, 3.0D			12/84-08/93				
MERCEDES-BENZ E-CLASS SALOON (W124)	2.5D			03/79-07/93				
MERCEDES-BENZ G-CLASS	2.9D			09/89-07/00				
MERCEDES-BENZ G-CLASS	3.0D, 3.4D			09/89-12/11				
MERCEDES-BENZ G-CLASS	2.5D, 3.0D			09/85-07/93				
MERCEDES-BENZ KOMBI	3.4D			02/91-10/98				
MERCEDES-BENZ S-CLASS SALOON	2.9D, 2.3D			02/95-05/06				
MERCEDES-BENZ SPRINTER	2.3D, 2.9D			01/95-05/06				
MERCEDES-BENZ SPRINTER 2-t	2.3D, 2.9D			02/95-05/06				
MERCEDES-BENZ SPRINTER 3-t	2.3D, 2.8D, 2.9D			04/77-02/96				
MERCEDES-BENZ T1	2.9D			08/96-12/10				
MERCEDES-BENZ VARIO	2.3D			09/96-07/03				
MERCEDES-BENZ V-CLASS	2.3D			02/96-07/03				
MERCEDES-BENZ VITO	2.3D			02/96-07/03				
 <p>Cap, radiator</p>	<b>1314250100</b> <i>For reference:</i> 881245000406 1235010115 1235010215 1245000106 1245000206 1245000406 1245010515 1295000006 2025000406 A1235010115 A1235010215 A1245000106 A1245000206 A1245000406 A1245010515 A1295000006 A2025000406			MERCEDES-BENZ 190	2.0 (M102.961), 2.0D, 2.5, 2.5D, 2.6, 1.8, 2.3 3.0	10/82-08/93	Shifting Points [bar]: 1,4	
				MERCEDES-BENZ CABRIOLET	1.8 (M111.920), 2.0D, 3.6, 2.2D, 2.2, 2.3, 2.5D, 2.8, 2.0 (M111.941)	04/92-06/93		
				MERCEDES-BENZ C-CLASS	2.0 (M111.945), 2.3, 3.2 4.3	03/93-05/00		
				MERCEDES-BENZ CLK	2.2, 3.0, 3.2, 2.3	06/97-03/02		
		MERCEDES-BENZ CLK	2.0, 3.6, 4.2, 2.0D, 2.5D, 3.0, 3.2, 2.8, 3.0D, 5.0, 6.0, 2.2	06/97-06/02				
		MERCEDES-BENZ COUPE	2.1D, 2.4	03/87-05/93				
		MERCEDES-BENZ E-CLASS	2.2, 2.5D, 2.6, 3.0 (M103.983), 3.2, 2.3, 2.8, 2.0D, 4.2, 2.0, 3.0D, 5.0	06/93-06/95				
		MERCEDES-BENZ E-CLASS	2.2D, 2.3, 2.6, 2.9D	06/96-03/03				
		MERCEDES-BENZ E-CLASS	2.2, 2.5D, 2.6, 3.0 (M103.983), 3.2, 2.3, 2.8, 2.0D, 4.2, 2.0, 3.0D, 5.0	06/95-03/02				
		MERCEDES-BENZ E-CLASS SALOON (W124)	2.0, 5.0, 2.3, 3.6	12/84-08/93				
		MERCEDES-BENZ G-CLASS	2.0 (M102.963), 2.0D, 2.2, 2.3, 2.6, 2.8, 3.0D, 2.5D, 3.0, 3.2	09/89-12/11				
		MERCEDES-BENZ KOMBI	2.9, 4.1, 4.9	09/85-07/93				
		MERCEDES-BENZ R107/C107	4.2, 6.0	05/71-12/89				
		MERCEDES-BENZ S-CLASS COUPE	5.5, 5.0, 4.9, 4.1	07/92-12/99				
		MERCEDES-BENZ S-CLASS COUPE	6.0 (M120.980), 2.8, 3.2, 4.2, 3.0D, 3.4D, 5.0	08/80-06/91				
		MERCEDES-BENZ S-CLASS SALOON	2.5, 5.5, 3.0, 4.9 (M117), 5.0, 4.1	02/91-10/98				
		MERCEDES-BENZ S-CLASS SALOON (W126)		10/79-06/91				

Description	Item no.	Application	Engine	Year	Criteria / Information
	<b>1314250100</b>	MERCEDES-BENZ SL MERCEDES-BENZ SLK MERCEDES-BENZ V-CLASS MERCEDES-BENZ VITO	2.8, 3.0, 5.0, 6.0, 3.2 2.0, 2.3 2.0, 2.3D, 2.2D, 2.3, 2.8 2.2D, 2.3D, 2.3, 2.0	03/89-12/01 09/96-04/04 09/96-07/03 02/96-07/03	
 Thermostat with seal, 87 C	<b>1314600110</b> <i>For reference:</i> 881102000515S 0012039175 0022033575 0022033775 0022037275 0022037675 0022037676 0022037875 0022038175 0032036975 0042038675 1022000215 1022000315 1022000815 1022000915 1022001415 1022001515 1022001815 1022001915 1102000115 1102000215 1102000415 1102000515 1102000615 1102000915 1112000515 7700657954 A0012039175 A0022033575 A0022033775 A0022037275 A0022037675 A0022037875 A0022038175 A0032036975 A1022000815 A1022000915 A1022001415 A1022001515 A1022001915 A1102000515 A1102000615 A1102000915 A112000515	MERCEDES-BENZ 190 MERCEDES-BENZ 230-280SL MERCEDES-BENZ CABRIOLET MERCEDES-BENZ C-CLASS MERCEDES-BENZ COUPE MERCEDES-BENZ E-CLASS MERCEDES-BENZ E-CLASS SALOON (W124) MERCEDES-BENZ G-CLASS MERCEDES-BENZ G-CLASS MERCEDES-BENZ KOMBI MERCEDES-BENZ PULLMANN MERCEDES-BENZ R107/C107 MERCEDES-BENZ S-CLASS SALOON MERCEDES-BENZ S-CLASS SALOON (W126) MERCEDES-BENZ SL MERCEDES-BENZ S-W108/109 MERCEDES-BENZ T1 MERCEDES-BENZ T2/LN1 MERCEDES-BENZ W110-112 MERCEDES-BENZ W114/W115	2.5, 2.3, 1.8, 2.0 (M102962) 2.3 3.0 2.8, 3.6 3.0, 3.2, 2.3 2.8, 3.6, 3.0, 3.2 3.0, 3.2, 2.0, 2.3, 2.6, 2.8 2.3 (M102981 M102987), 2.7 3.6, 3.2 2.3, 2.6, 2.8, 2.0, 3.0, 3.2 6.3 2.9 3.2, 2.8 3.0, 2.5 2.8, 3.0, 3.2 6.3 2.3 (M102942) 2.3 2.0D 2.0D, 2.2D, 2.3	10/82-08/93 01/63-03/71 04/92-06/93 03/93-05/00 03/87-05/93 06/93-06/95 12/84-08/93 03/79-07/93 09/89-12/11 09/85-07/93 09/64-01/79 05/71-12/89 02/91-10/98 10/79-06/91 03/89-12/01 01/66-08/72 04/77-02/96 04/86-12/94 04/61-02/68 01/68-01/77	Opening Temperature [°C]: 87 Supplementary Article/ Supplementary Info: with seal
 Thermostat, coolant	<b>1314600210</b> <i>For reference:</i> 886012000015S 0032039875 0042030975 0042031075 6012000015 6012000115 6012000515 6022000015 6022000115 6032000015 6052030075 6062000475 6062030175 6062030275 6062030475 6062030575 6062090175 A0042030975 A0042031075 A6012000015 A6012000115 A6012000515 A6022000015 A6022000115 A6032000015 A6062030275	MERCEDES-BENZ 190 MERCEDES-BENZ C-CLASS MERCEDES-BENZ E-CLASS MERCEDES-BENZ E-CLASS SALOON (W124) MERCEDES-BENZ G-CLASS MERCEDES-BENZ KOMBI MERCEDES-BENZ S-CLASS SALOON	2.5D 2.5D 2.5D, 3.0D 2.5D, 3.0D 3.5D, 3.0D, 3.4D 2.5D, 3.0D 3.4D, 3.0D	10/82-08/93 03/93-05/00 06/93-06/95 12/84-08/93 09/89-12/11 09/85-07/93 02/91-10/98	Opening Temperature [°C]: 80 Supplementary Article/ Supplementary Info: with seal






Description	Item no.	Application	Engine	Year	Criteria / Information
	<b>1314600210</b> A6062030575 A6062090175				
 Expansion Tank, coolant	<b>1314702000</b> <i>For reference:</i> 1245000649 1245001749 2015000049 A1245000649 A1245001749 A2015000049	MERCEDES-BENZ 190  MERCEDES-BENZ CABRIOLET MERCEDES-BENZ COUPE MERCEDES-BENZ E-CLASS SALOON (W124) MERCEDES-BENZ KOMBI	2.3, 2.6, 2.5D, 1.8, 2.0, 2.0D, 2.5 3.0  2.3, 3.0  2.0, 2.3, 2.6, 3.0, 3.0D, 2.0D, 2.5D  2.3, 2.0D, 3.0, 3.0D, 2.0, 2.5D	10/82-08/93  04/92-06/93  03/87-05/93  12/84-08/93  09/85-07/93	Supplementary Article/Info 2: without cap Supplementary Article/Info 2: 063
 Clutch, radiator fan	<b>1314901300</b> <i>For reference:</i> 881032000422 1032000022 1032000222 1032000322 1032000422 1042000122 A1032000222 A1032000322 A1032000422 A1042000122	MERCEDES-BENZ 190 MERCEDES-BENZ CABRIOLET MERCEDES-BENZ COUPE MERCEDES-BENZ E-CLASS MERCEDES-BENZ E-CLASS SALOON (W124) MERCEDES-BENZ KOMBI MERCEDES-BENZ R107/C107 MERCEDES-BENZ S-CLASS SALOON (W126)	2.6 3.0  3.0, 3.2  2.8, 3.6, 3.0, 3.2  2.6, 3.0, 3.2, 2.8  2.8, 2.6, 3.0, 3.2  2.9  2.5, 3.0	10/82-08/93 04/92-06/93  03/87-05/93  06/93-06/95  12/84-08/93  09/85-07/93  05/71-12/89  10/79-06/91	Heating / Cooling: Visco Clutch
 Clutch, radiator fan	<b>1314901500</b> <i>For reference:</i> 881112000422 1112000322 1112000422 A1112000322 A1112000422	MERCEDES-BENZ C-CLASS MERCEDES-BENZ C-CLASS MERCEDES-BENZ CLK MERCEDES-BENZ COUPE MERCEDES-BENZ E-CLASS MERCEDES-BENZ E-CLASS SALOON (W124) MERCEDES-BENZ KOMBI MERCEDES-BENZ SLK	1.8 (M111.920)  2.0 (M111.941), 2.2, 2.3  2.0 (M111.945) 2.2  2.0, 2.2  2.2, 2.0  2.0, 2.2  2.0	03/93-03/01  03/93-05/00  06/97-06/02 03/87-05/93  06/93-06/95  12/84-08/93  09/85-07/93  09/96-04/04	Heating / Cooling: Visco Clutch Heating / Cooling: without fan
 Clutch, radiator fan	<b>1314901900</b> <i>For reference:</i> 886032000022 6032000022 6032000122 6032000222 6032000422 6062000022 A6032000022 A6032000122 A6032000222 A6032000422 A6062000022	MERCEDES-BENZ 190 MERCEDES-BENZ C-CLASS MERCEDES-BENZ E-CLASS MERCEDES-BENZ E-CLASS MERCEDES-BENZ E-CLASS SALOON (W124) MERCEDES-BENZ KOMBI	2.5D 2.5D  2.5D, 3.0D  2.9D  2.5D, 3.0D  3.0D, 2.5D	10/82-08/93 03/93-05/00  06/93-06/95  06/95-03/02  12/84-08/93  09/85-07/93	Heating / Cooling: Visco Clutch Heating / Cooling: without fan





Description	Item no.	Application	Engine	Year	Criteria / Information
 <p>Clutch, radiator fan</p>	<b>1314902600</b> <i>For reference:</i> 6032000022 6032000222 6032000422 6062000022 A6032000022 A6032000422 A6062000022	MERCEDES-BENZ 190 MERCEDES-BENZ C-CLASS MERCEDES-BENZ E-CLASS MERCEDES-BENZ E-CLASS SALOON (W124) MERCEDES-BENZ KOMBI MERCEDES-BENZ S-CLASS SALOON	2.5D 2.5D 2.5D, 3.0D 3.0D, 2.5D 2.5D, 3.0D 3.0D, 3.4D	10/82-08/93 03/93-05/00 06/93-06/95 12/84-08/93 09/85-07/93 02/91-10/98	
 <p>Fuel pump</p>	<b>1315200100</b> <i>For reference:</i> 880030915301 0020915901 0020918801 0020918901 0030915301 6127983 6158319 6165570 6165571 85BB9350AA 86BB9350AA 86GB9350BA A0020915901 A0020918801 A0020918901 A0030915301	MERCEDES-BENZ 190 MERCEDES-BENZ CABRIOLET MERCEDES-BENZ C-CLASS MERCEDES-BENZ COUPE MERCEDES-BENZ E-CLASS MERCEDES-BENZ E-CLASS MERCEDES-BENZ E-CLASS MERCEDES-BENZ E-CLASS MERCEDES-BENZ E-CLASS SALOON (W124) MERCEDES-BENZ G-CLASS MERCEDES-BENZ G-CLASS MERCEDES-BENZ KOMPI MERCEDES-BENZ R107/C107 MERCEDES-BENZ R107/C107 MERCEDES-BENZ S-CLASS COUPE MERCEDES-BENZ S-CLASS COUPE MERCEDES-BENZ S-CLASS SALOON MERCEDES-BENZ S-CLASS SALOON (W126) MERCEDES-BENZ SL MERCEDES-BENZ SLK	2.3, 2.6, 2.0, 2.5 3.0 2.8, 3.6 2.3, 2.2, 3.0, 3.2 2.2, 2.0, 3.6 2.3 2.8, 6.0, 3.0, 3.2, 5.0, 4.2 4.2, 2.3, 2.8, 2.0, 2.6, 3.0, 3.2, 5.0 2.3 2.5D, 3.0, 3.0D, 3.2, 3.4D, 5.0 2.3, 2.8, 2.2, 2.6, 3.0, 3.2, 2.0 4.1 4.9 4.1, 4.9, 5.0, 5.5 6.0, 4.2 3.2, 2.8, 4.2, 5.0, 6.0 4.1, 4.9, 5.0, 5.5 2.8, 5.0, 6.0, 3.0, 3.2 2.0	10/82-08/93 04/92-06/93 03/93-05/00 03/87-05/93 06/93-06/96 06/95-03/02 06/93-06/95 12/84-08/93 09/89-07/00 09/89-12/11 09/85-07/93 05/71-12/89 05/71-09/81 08/80-06/91 07/92-12/99 02/91-10/98 10/79-06/91 03/89-12/01 09/96-04/04	Operating Mode: Electric Pressure [bar]: 3
 <p>Fuel pump</p>	<b>1115201400</b> <i>For reference:</i> 906635001 0020910801 0020919701 1160900050 1160910201 1160910301 145047 1613157 431906091D 6052768 6106539 6150295 78GB9350AA 82GB9350AA 83BB9350AA 84BB9350AA 86FB9350BA 893906091 893906091A 893906091B 893906091E 8A0906091 8G0906091A A0020910801 A0020919701 A1160900050 A1160910201 A1160910301 UR21823	MERCEDES-BENZ 190 MERCEDES-BENZ COUPE MERCEDES-BENZ E-CLASS MERCEDES-BENZ E-CLASS SALOON (W124) MERCEDES-BENZ G-CLASS MERCEDES-BENZ KOMPI MERCEDES-BENZ R107/C107 MERCEDES-BENZ R107/C107 MERCEDES-BENZ S-CLASS COUPE MERCEDES-BENZ S-CLASS COUPE MERCEDES-BENZ S-CLASS SALOON (W126) MERCEDES-BENZ SL MERCEDES-BENZ S-W116 MERCEDES-BENZ W123	1.8, 2.0, 2.3 2.3, 3.0, 2.2 2.0, 2.2 2.2, 2.6, 3.0, 2.3, 2.0 2.3 (M102.981 M102.987), 2.7 2.2, 2.6, 2.0, 3.0, 2.3 2.9, 4.9 (M117.960) 4.5 (M117.982 M117.985), 3.5 (M116.982 M116.984), 2.7 (M110.982 M110.986 M110.990), 3.8 5.5, 4.1, 4.9, 5.0, 3.8 3.0, 5.5, 2.5, 4.9, 2.7, 3.8, 5.0, 4.1 3.0 2.7 (M110.985), 3.5, 4.5 2.3, 2.7 (M110.984 M110.988)	10/82-08/93 03/87-05/93 06/93-06/95 12/84-08/93 03/79-07/93 09/85-07/93 05/71-12/89 05/71-09/81 08/80-06/91 10/79-06/91 03/89-12/01 08/72-07/80 01/76-12/85	Operating Mode: Electric Pressure [bar]: 6,5 Voltage [V]: 12 Inlet Ø [mm]: 15





Description	Item no.	Application	Engine	Year	Criteria / Information
 Rubber mount for fuel pump support	<b>8315250200</b> <i>For reference:</i> 1269880011 A1269880011	MERCEDES-BENZ 190  MERCEDES-BENZ 230-280SL MERCEDES-BENZ E-CLASS  MERCEDES-BENZ E-CLASS SALOON (W124) MERCEDES-BENZ R107/C107 MERCEDES-BENZ R107/C107 MERCEDES-BENZ S-W108/109 MERCEDES-BENZ S-W116 MERCEDES-BENZ W110-112 MERCEDES-BENZ W110-112 MERCEDES-BENZ W110-112 MERCEDES-BENZ W114/W115 MERCEDES-BENZ W114/W115 MERCEDES-BENZ W123	1.8, 2.3, 2.5, 2.5D, 2.6, 2.0D, 2.2D, 2.0 2.3, 2.5, 2.7  2.2, 2.8, 3.6, 3.0D, 6.0, 2.5D, 3.0, 3.2, 4.2, 2.0, 2.0D, 5.0 2.2, 3.0D, 2.0, 2.0D, 2.3, 2.6, 2.8, 5.0, 2.5D, 3.0, 3.2, 4.2 3.5, 2.7, 3.8, 4.5, 4.9  5.6, 2.9, 4.1  2.5, 6.3, 2.7, 3.5  2.7, 3.5, 4.5, 6.8  2.0D, 1.9, 2.0  3.0, 2.3, 2.2  3.5, 2.7, 2.5  2.2, 2.4D, 2.2D, 3.0D, 2.0, 2.0D 2.3, 2.7, 2.5  2.0D, 2.2D, 2.0, 2.3, 2.7, 2.9D, 3.0D, 2.4D, 2.5	10/82-08/93  01/63-03/71  06/93-06/95  12/84-08/93  05/71-09/81  05/71-12/89  01/66-08/72  08/72-07/80  04/61-02/68  08/59-01/68  01/61-12/71  01/68-01/77  01/68-11/76  01/76-12/85	Fitting Position: Fuel Pump
 Vacuum Pump, braking system	<b>1317100100</b> <i>For reference:</i> 880002303165 0002301765 0002301965 0002302865 0002302965 0002303065 0002303165 0002303465 0002303565 6012300165 6032030065 6032300065 6032300165 A0002301765 A0002301965 A0002302865 A0002302965 A0002303065 A0002303165 A0002303465 A0002303565 A6012300165 A6032030065 A6032300065 A6032300165	MERCEDES-BENZ 190 MERCEDES-BENZ C-CLASS MERCEDES-BENZ E-CLASS MERCEDES-BENZ E-CLASS MERCEDES-BENZ E-CLASS SALOON (W124) MERCEDES-BENZ G-CLASS MERCEDES-BENZ G-CLASS MERCEDES-BENZ G-CLASS MERCEDES-BENZ KOMBI MERCEDES-BENZ S-CLASS SALOON MERCEDES-BENZ SPRINTER MERCEDES-BENZ SPRINTER 2-t MERCEDES-BENZ SPRINTER 3-t MERCEDES-BENZ T1 MERCEDES-BENZ V-CLASS MERCEDES-BENZ VITO	2.0D, 2.5D 2.0D, 2.2D, 2.5D  2.2D, 2.9D  2.5D, 2.0D, 3.0D  3.0D, 2.5D, 2.0D  2.5D  2.9D  3.0D, 3.4D  2.0D, 2.5D, 3.0D  3.4D  2.3D, 2.9D  2.9D, 2.3D  2.3D, 2.9D  2.3D, 2.8D, 2.9D 2.3D  2.3D	10/82-08/93 03/93-05/00  06/95-03/02  06/93-06/95  12/84-08/93  03/79-07/93  09/89-07/00  09/89-12/11  09/85-07/93  02/91-10/98  02/95-05/06  01/95-05/06  02/95-05/06  04/77-02/96 09/96-07/03  02/96-07/03	Operating Mode: Mechanical
 Mounting, engine	<b>1317900400</b> <i>For reference:</i> 881242401517 1242400117 1242401517 2012401217 2012403817 A1242400117 A1242401517 A2012401217 A2012403817	MERCEDES-BENZ 190 MERCEDES-BENZ E-CLASS MERCEDES-BENZ E-CLASS SALOON (W124) MERCEDES-BENZ KOMBI	2.0D, 2.0 2.0D  2.0, 2.0D  2.0, 2.0D	10/82-08/93 06/93-06/95  12/84-08/93  09/85-07/93	Fitting Position: Front Mounting Type: Hydro Bearing




Description	Item no.	Application	Engine	Year	Criteria / Information
 <p>Mounting, engine</p>	<b>1317900500</b> <i>For reference:</i> 881242401617 1242400217 1242401317 1242401617 2012400217 2012401317 2012401617 2012402317 2012402617 2012403917 A1242400217 A1242401317 A1242401617 A2012400217 A2012401317 A2012401617 A2012402317 A2012402617 A2012403917	MERCEDES-BENZ 190 MERCEDES-BENZ COUPE MERCEDES-BENZ E-CLASS MERCEDES-BENZ E-CLASS SALOON (W124) MERCEDES-BENZ KOMBI	2.3, 2.0, 2.0D, 1.8, 2.5D 2.2, 2.3 2.0D, 2.0, 2.2 2.0, 2.2, 2.3, 2.5D, 2.0D 2.5D, 2.0, 2.0D, 2.2, 2.3	10/82-08/93 03/87-05/93 06/93-06/95 12/84-08/93 09/85-07/93	Fitting Position: Left and right Mounting Type: Hydro Bearing
 <p>Mounting, engine</p>	<b>1317900600</b> <i>For reference:</i> 881242401717 1242400317 1242401717 1242402717 2012402717 2012404017 A1242400317 A1242401717 A1242402717 A2012402717 A2012404017	MERCEDES-BENZ 190 MERCEDES-BENZ COUPE MERCEDES-BENZ E-CLASS MERCEDES-BENZ E-CLASS SALOON (W124) MERCEDES-BENZ KOMBI	2.5, 2.6, 1.8, 2.0D, 2.5D, 2.3, 2.0 2.2, 2.3, 3.0 2.0, 2.2, 2.0D, 2.5D 2.0D, 2.5D, 2.0, 3.0, 2.2, 2.3, 2.6 2.2, 2.3, 2.0, 3.0, 2.0D, 2.5D	10/82-08/93 03/87-05/93 06/93-06/95 12/84-08/93 09/85-07/93	Fitting Position: Left Front Fitting Position: Right Front Mounting Type: Hydro Bearing
 <p>Mounting, engine</p>	<b>1317900700</b> <i>For reference:</i> 1242401917 1242402117 1242402217 2012401517 2012401917 2012402017 2012402917 2012403517 2012404117 2012404217 2012404317 2012405217 A1242401917 A1242402117 A1242402217 A2012401517 A2012401917 A2012402017 A2012402917 A2012404117 A2012404217 A2012404317 A2012405217	MERCEDES-BENZ 190 MERCEDES-BENZ COUPE MERCEDES-BENZ E-CLASS MERCEDES-BENZ E-CLASS SALOON (W124) MERCEDES-BENZ KOMBI	2.5D, 2.6 3.0, 3.2 3.6, 3.2 2.6, 3.0 (M103.983), 3.0D, 2.5D 3.0, 3.0D	10/82-08/93 03/87-05/93 06/93-06/97 12/84-08/93 09/85-07/93	Fitting Position: Right Fitting Position: Left Mounting Type: Hydro Bearing
 <p>V-Ribbed Belt</p>	<b>1318100600</b> <i>For reference:</i> 0089970192 0089973592 0119975692 6039970092	MERCEDES-BENZ 190 MERCEDES-BENZ C-CLASS MERCEDES-BENZ E-CLASS MERCEDES-BENZ E-CLASS SALOON (W124) MERCEDES-BENZ G-CLASS MERCEDES-BENZ G-CLASS MERCEDES-BENZ KOMBI MERCEDES-BENZ MARCO POLO Camper (W447) MERCEDES-BENZ T1 MERCEDES-BENZ T1/TN MERCEDES-BENZ T2/LN1 MERCEDES-BENZ V-CLASS MERCEDES-BENZ VITO	2.5D 2.0 2.5D 2.5D 2.9D (OM602.942 OM602.947) 3.4D 2.5D 1.7D, 2.2D 2.8D, 2.3D, 2.9D 2.8D, 2.3D 2.3D 2.2D 2.2D	10/82-08/93 06/96-03/01 06/93-06/95 12/84-08/93 09/89-07/00 09/89-12/11 09/85-07/93 03/15- 04/77-02/96 07/81-06/95 04/86-12/94 03/14- 10/14-	Length [mm]: 2030 Number of groves: 6





Description	Item no.	Application	Engine	Year	Criteria / Information												
 <p>Picture is only for illustrative purposes</p> <p>V-Ribbed Belt</p>	<b>1318100800</b> <i>For reference:</i> 0089973392 0089979292 0109977092 0119971892 0129971592 1855700 1855750 252123E000 252123E050 5015593 5281275 5W9Q6C301AD 6019970292 9091602632 92061744 92061745 A0089973392 A0089979292 A0109977092 A0119971892 A0129971592	MERCEDES-BENZ 190 MERCEDES-BENZ C-CLASS MERCEDES-BENZ CLK MERCEDES-BENZ E-CLASS MERCEDES-BENZ E-CLASS MERCEDES-BENZ E-CLASS SALOON (W124) MERCEDES-BENZ G-CLASS MERCEDES-BENZ G-CLASS MERCEDES-BENZ KOMBI MERCEDES-BENZ M-CLASS MERCEDES-BENZ SLK	2.0D 1.8, 2.0D, 2.2, 2.2D, 2.0 2.0 2.0, 2.3 2.0D 2.0D 2.5D 3.0D 3.0D 2.0D 2.3 2.0	10/82-08/93 03/93-05/00 06/97-03/02 06/95-03/02 06/93-06/95 12/84-08/93 03/79-07/93 09/89-12/11 09/85-07/93 02/98-06/05 09/96-04/04	Length [mm]: 2053 Number of grooves: 6												
						 <p>Picture is only for illustrative purposes</p> <p>V-Ribbed Belt</p>	<b>1318100900</b> <i>For reference:</i> 0089972192 0089973792 0109974892 0109978092 0119971492 074903137BA 1013202 11287786075 1316644 4160169 53001120 53013676AB 6811351 93BB6C301BD 93BB6C301BE A0089972192 A0089973792 A0109974892 A0109978092 A0119971492 AJ0315908 AJ0315908A AJ0315908B AJ5215908 PQS500081 XS2E8620HB	MERCEDES-BENZ C-CLASS MERCEDES-BENZ E-CLASS MERCEDES-BENZ E-CLASS MERCEDES-BENZ E-CLASS SALOON (W124) MERCEDES-BENZ G-CLASS MERCEDES-BENZ G-CLASS MERCEDES-BENZ KOMBI MERCEDES-BENZ S-CLASS SALOON MERCEDES-BENZ SPRINTER MERCEDES-BENZ SPRINTER 2-t MERCEDES-BENZ SPRINTER 3-t MERCEDES-BENZ T1 MERCEDES-BENZ V-CLASS MERCEDES-BENZ VITO	2.8, 2.5D, 3.6 2.5D, 3.0D 3.6 2.5D, 3.0D 2.9D 3.0D, 3.4D 3.0D 3.4D 2.3D, 2.9D 2.9D, 2.3D 2.9D, 2.3D 2.8D, 2.9D, 2.3D 2.2D 2.3D, 2.2D	03/93-05/00 06/93-06/95 06/93-06/96 12/84-08/93 09/89-07/00 09/89-12/11 09/85-07/93 02/91-10/98 02/95-05/06 01/95-05/06 02/95-05/06 04/77-02/96 09/96-07/03 02/96-07/03	Length [mm]: 2075 Number of grooves: 6						
												 <p>Picture is only for illustrative purposes</p> <p>V-Ribbed Belt</p>	<b>1318101100</b> <i>For reference:</i> 0029930996 0109970692 0109977992 0109978692 0119971792 0139974592 252122B000 38920RCAA03 A0109970692 A0109977992 A0109978692 A0119971792	MERCEDES-BENZ C-CLASS MERCEDES-BENZ CLK MERCEDES-BENZ CLS MERCEDES-BENZ COUPE MERCEDES-BENZ E-CLASS MERCEDES-BENZ E-CLASS MERCEDES-BENZ E-CLASS MERCEDES-BENZ E-CLASS MERCEDES-BENZ E-CLASS MERCEDES-BENZ E-CLASS Platform/Chassis (VF210) MERCEDES-BENZ E-CLASS SALOON (W124) MERCEDES-BENZ G-CLASS MERCEDES-BENZ GLK-CLASS MERCEDES-BENZ KOMBI MERCEDES-BENZ M-CLASS MERCEDES-BENZ S-CLASS SALOON MERCEDES-BENZ S-CLASS SALOON (W221) MERCEDES-BENZ SL MERCEDES-BENZ SPRINTER MERCEDES-BENZ SPRINTER 2-t	2.2, 2.5D, 1.8, 2.0, 2.3, 2.8, 3.6 2.0 3.5 2.2 2.2, 2.5D, 2.0 3.0D 3.2, 2.9D, 2.8, 3.6 3.5 2.9D, 2.5D 2.2 3.6, 3.2 3.5 2.2 3.5 3.5 3.0D, 3.4D 3.5 3.5 2.9D	03/93-05/00 06/97-03/02 01/11-12/17 03/87-05/93 06/93-06/95 06/93-06/96 06/95-03/02 01/09-12/16 06/96-12/02 12/84-08/93 09/89-12/11 06/08-12/15 09/85-07/93 06/11-12/15 02/91-10/98 10/05-12/13 01/12-02/95-05/06 01/95-05/06	Length [mm]: 2138 Number of grooves: 6




Description	Item no.	Application	Engine	Year	Criteria / Information			
 <p>Picture is only for illustrative purposes</p> <p>V-Ribbed Belt</p>	<b>1318101500</b> <i>For reference:</i> 0089978892 0129971092 0129971192 06E903137AA 1854733 53012002 97130560 99919237950 A0089978892 A0129971092 A0129971192 L33615909 L33615909A L33615909B L3B615909 L51015909B	MERCEDES-BENZ CABRIOLET	3.0	04/92-06/93	Length [mm]: 2285 Number of groves: 6			
		MERCEDES-BENZ COUPE	3.0	03/87-05/93				
		MERCEDES-BENZ E-CLASS SALOON (W124)	3.0	12/84-08/93				
		MERCEDES-BENZ KOMBI	3.0	09/85-07/93				
		MERCEDES-BENZ SL	3.0	03/89-12/01				
		MERCEDES-BENZ SPRINTER	2.1D (OM646.986)	06/06-12/13				
		MERCEDES-BENZ VIANO	2.0D	09/03-07/07				
		MERCEDES-BENZ VITO / MIXTO	2.2D	09/03-07/08				
			2.2D	09/03-07/08				
		 <p>Picture is only for illustrative purposes</p> <p>V-Ribbed Belt</p>	<b>1318101600</b> <i>For reference:</i> 0029933096 0119978792 0119979742 0119979792 0129973692 0129977092 1340283 5097758AA 55567786 A0029933096 A0119978792 A0119979792 A0129973692 A0129977092 XR82811	MERCEDES-BENZ C-CLASS		2.4, 4.3, 2.8	03/93-05/00	Length [mm]: 2388 Number of groves: 6
MERCEDES-BENZ C-CLASS	2.6			06/96-03/01				
MERCEDES-BENZ C-CLASS	5.4, 3.2			05/00-02/07				
MERCEDES-BENZ CLK	2.6			06/02-05/09				
MERCEDES-BENZ CLK	3.2, 4.3, 5.4			06/97-03/02				
MERCEDES-BENZ COUPE	3.2			03/87-05/93				
MERCEDES-BENZ E-CLASS	2.8, 3.2			06/93-06/95				
MERCEDES-BENZ E-CLASS	5.4, 2.6, 4.3, 2.4			06/95-03/02				
MERCEDES-BENZ E-CLASS	3.2, 2.8			12/84-08/93				
MERCEDES-BENZ E-CLASS SALOON (W124)	5.0, 3.2, 3.6, 5.5			09/89-12/11				
MERCEDES-BENZ G-CLASS	2.8, 3.2			09/85-07/93				
MERCEDES-BENZ KOMBI	3.2, 4.3, 5.4, 5.0, 3.7			02/98-06/05				
MERCEDES-BENZ M-CLASS	5.0			08/05-12/14				
MERCEDES-BENZ R-CLASS	5.4			03/99-03/06				
MERCEDES-BENZ S-CLASS COUPE	2.8, 5.5, 3.2, 5.0, 4.3			10/98-08/05				
MERCEDES-BENZ S-CLASS SALOON (W220)	2.8, 5.0, 3.2			03/89-12/01				
MERCEDES-BENZ SLK	3.2			09/96-04/04				
MERCEDES-BENZ SLK	5.5			03/04-02/11				
 <p>Picture is only for illustrative purposes</p> <p>V-Ribbed Belt</p>	<b>1318102300</b> <i>For reference:</i> 0079978092 0089977392 A0079978092 A0089977392			MERCEDES-BENZ 190	2.3, 1.8, 2.0, 2.5	10/82-08/93	Length [mm]: 1975 Number of groves: 6	
				MERCEDES-BENZ COUPE	2.3	03/87-05/93		
				MERCEDES-BENZ E-CLASS SALOON (W124)	2.3, 2.0	12/84-08/93		
				MERCEDES-BENZ KOMBI	2.3, 2.0	09/85-07/93		
				MERCEDES-BENZ T1	2.4D, 2.8D, 2.9D, 2.3D, 2.3	04/77-02/96		
 <p>Picture is only for illustrative purposes</p> <p>V-Ribbed Belt</p>	<b>1118102800</b> <i>For reference:</i> 0089972292 0089973892 0099979192 0119972892 074145933T	MERCEDES-BENZ E-CLASS SALOON (W124)	3.0D	12/84-08/93	Number of groves: 6 Length [mm]: 2145			
		MERCEDES-BENZ S-CLASS SALOON	3.4D	02/91-10/98				

Description	Item no.	Application	Engine	Year	Criteria / Information
 <p>Picture is only for illustrative purposes</p> <p>V-Ribbed Belt</p>	<b>1318102800</b> <i>For reference:</i> 0079978192 0109975792 0109977292 0119970492 06E903137T 12593774 4029195 4356895 4395448 5281351AC 53010150 A0079978192 A0109975792 A0109977292 A0119970492	MERCEDES-BENZ COUPE MERCEDES-BENZ E-CLASS MERCEDES-BENZ E-CLASS SALOON (W124) MERCEDES-BENZ KOMBI MERCEDES-BENZ S-CLASS SALOON MERCEDES-BENZ SL	3.2 3.2, 2.8 2.8, 3.2 3.2, 2.8 2.8, 3.2 3.0, 3.2, 2.8	03/87-05/93 06/93-06/95 12/84-08/93 09/85-07/93 02/91-10/98 03/89-12/01	Length [mm]: 2325 Number of groves: 6
 <p>Picture is only for illustrative purposes</p> <p>V-Ribbed Belt</p>	<b>1318103000</b> <i>For reference:</i> 0099971892 0109976392 0109978392 0109979292 0119970692 06E903137Q 1139970292 53010276 A0099971892 A0109976392 A0109978392 A0109979292 A0119970692 A1139970292	MERCEDES-BENZ CABRIOLET MERCEDES-BENZ CLS MERCEDES-BENZ COUPE MERCEDES-BENZ E-CLASS MERCEDES-BENZ E-CLASS MERCEDES-BENZ E-CLASS SALOON (W124) MERCEDES-BENZ KOMBI MERCEDES-BENZ S-CLASS SALOON	3.0 5.4 3.0, 3.2 3.2 5.4 5.5 3.0, 3.2 3.0, 3.2 2.8, 3.2	04/92-06/93 10/04-12/10 03/87-05/93 06/93-06/95 03/03-07/09 03/02-12/08 12/84-08/93 09/85-07/93 02/91-10/98	Length [mm]: 2450 Number of groves: 6
 <p>Picture is only for illustrative purposes</p> <p>V-Ribbed Belt</p>	<b>1318103100</b> <i>For reference:</i> 0089971092 0099975892 0109978492 0119973092 059903137AB 059903137P 06E903137N 077903137B 077903137D 077903137E 1139970092 4861322 5281276 53007539	MERCEDES-BENZ E-CLASS MERCEDES-BENZ E-CLASS SALOON (W124) MERCEDES-BENZ S-CLASS COUPE MERCEDES-BENZ S-CLASS COUPE MERCEDES-BENZ S-CLASS SALOON MERCEDES-BENZ S-CLASS SALOON (W220) MERCEDES-BENZ SL MERCEDES-BENZ SL MERCEDES-BENZ SLS AMG	4.2 4.2 5.0, 4.2 (119971) 5.5 4.2 (119971), 5.0 5.5 5.0 (119972), 5.5 5.4 6.2	06/93-06/95 12/84-08/93 07/92-12/99 03/99-03/06 02/91-10/98 10/98-08/05 03/89-12/01 10/01-01/12 03/10-	Length [mm]: 2460 Number of groves: 6
 <p>Picture is only for illustrative purposes</p> <p>V-Ribbed Belt</p>	<b>1318104700</b> <i>For reference:</i> 0029930996 0089973892 0099979192 0109970692 0109977992 010997799264 0109978692 0119971792 0119971992 0119972892 0119975292 0129975292 0139974592 252122B000 38920RCAA03 A0089973892 A0099979192 A0109970692 A0109977992 A0109978692 A0119971792 A0119971992 A0119972892 A0119975292 A0129975292	MERCEDES-BENZ C-CLASS MERCEDES-BENZ CLK MERCEDES-BENZ COUPE MERCEDES-BENZ E-CLASS MERCEDES-BENZ E-CLASS MERCEDES-BENZ E-CLASS MERCEDES-BENZ G-CLASS MERCEDES-BENZ G-CLASS MERCEDES-BENZ KOMBI MERCEDES-BENZ M-CLASS MERCEDES-BENZ S-CLASS SALOON MERCEDES-BENZ SLK MERCEDES-BENZ SPRINTER MERCEDES-BENZ SPRINTER 2-t MERCEDES-BENZ SPRINTER 3-t	1.8, 2.3, 2.5D, 2.8, 3.6, 2.2, 2.0 2.0 2.2 2.8, 2.9D, 2.3 3.0D, 2.0, 2.5D, 2.2 3.6 2.5D, 2.2, 3.0D, 2.0 2.9D 3.0D, 3.4D, 3.2, 3.6 2.2, 2.0, 3.0D 2.3 3.0D, 3.4D 2.0 2.9D 2.9D 2.9D	03/93-05/00 06/97-03/02 03/87-05/93 06/95-03/02 06/93-06/95 06/93-06/96 12/84-08/93 09/89-07/00 09/89-12/11 09/85-07/93 02/98-06/05 02/91-10/98 09/96-04/04 02/95-05/06 01/95-05/06 02/95-05/06	Length [mm]: 2150 Number of groves: 6

Description	Item no.	Application	Engine	Year	Criteria / Information												
 <p>Picture is only for illustrative purposes</p> <p>V-Ribbed Belt</p>	<b>1318104800</b> <i>For reference:</i> 0089978792 00A260849 0119972192 0119975592 0129970592 0129970992 1376104 4892791AA 4L5E8620EA 4L5Z8620EA 53013905AC 53032037AJ 53032125AE 53032817AB 53032817AA 6C1Q6C301FA A0089978792 A0119972192 A0119975592 A0129970992	MERCEDES-BENZ CABRIOLET MERCEDES-BENZ C-CLASS MERCEDES-BENZ COUPE MERCEDES-BENZ E-CLASS SALOON (W124) MERCEDES-BENZ KOMBI MERCEDES-BENZ S-CLASS SALOON MERCEDES-BENZ SL MERCEDES-BENZ SPRINTER MERCEDES-BENZ SPRINTER 2-t MERCEDES-BENZ SPRINTER 3-t MERCEDES-BENZ V-CLASS MERCEDES-BENZ VITO	3.0 2.8, 3.6 3.0 3.0 3.0 2.8 2.8, 3.0, 3.2 2.3 (111979) 2.3 (111979) 2.3 (111979) 2.3, 2.0 2.0, 2.3	04/92-06/93 03/93-05/00 03/87-05/93 12/84-08/93 09/85-07/93 02/91-10/98 03/89-12/01 02/95-05/06 01/95-05/06 02/95-05/06 09/96-07/03 02/96-07/03	Number of groves: 6 Length [mm]: 2200												
						 <p>Picture is only for illustrative purposes</p> <p>V-Ribbed Belt</p>	<b>1318105200</b> <i>For reference:</i> 0099971692 0109975892 0109978192 0119970592 0119974792 059903137AG 06E903137A 06E903137J 1159970392 1559970392 252122F300 252122F310 3501607 530010314 53010314 53012002 55563222 5590344 A0099971692 A0109975892 A0109978192 A0119970592 A0119974792 A1159970392 A1559970392	MERCEDES-BENZ 190 MERCEDES-BENZ CABRIOLET MERCEDES-BENZ COUPE MERCEDES-BENZ E-CLASS MERCEDES-BENZ E-CLASS SALOON (W124) MERCEDES-BENZ G-CLASS MERCEDES-BENZ KOMBI MERCEDES-BENZ S-CLASS SALOON (W126) MERCEDES-BENZ SL MERCEDES-BENZ VARIO	2.6 3.0 3.0, 3.2 2.8, 3.6, 3.0, 3.2 2.6, 2.8, 3.0, 3.2 3.6, 3.2 3.0, 3.2, 2.8, 2.6 3.0 3.0, 3.2, 2.8 2.9D (602985)	10/82-08/93 04/92-06/93 03/87-05/93 06/93-06/95 12/84-08/93 09/89-12/11 09/85-07/93 10/79-06/91 03/89-12/01 08/96-12/10	Number of groves: 6 Length [mm]: 2413						
												 <p>Picture is only for illustrative purposes</p> <p>V-Ribbed Belt</p>	<b>1118108200</b> <i>For reference:</i> 0089970992 0089972692 0089973692 00A903137 0119971592 0119972092 074903137AR	MERCEDES-BENZ 190 MERCEDES-BENZ C-CLASS MERCEDES-BENZ CLK MERCEDES-BENZ E-CLASS MERCEDES-BENZ E-CLASS SALOON (W124) MERCEDES-BENZ G-CLASS MERCEDES-BENZ G-CLASS MERCEDES-BENZ KOMBI MERCEDES-BENZ SPRINTER MERCEDES-BENZ SPRINTER 2-t MERCEDES-BENZ SPRINTER 3-t MERCEDES-BENZ T1 MERCEDES-BENZ V-CLASS MERCEDES-BENZ VITO	2.5D 2.8, 3.6 2.0 2.9D 3.6 2.5D 2.9D 3.4D 2.5D 2.3D, 2.3 2.3D, 2.3 2.3, 2.3D 2.3D 2.3, 2.0, 2.3D 2.3D, 2.3, 2.0	10/82-08/93 03/93-05/00 06/97-03/02 06/95-03/02 06/93-06/96 12/84-08/93 09/89-07/00 09/89-12/11 09/85-07/93 02/95-05/06 01/95-05/06 02/95-05/06 04/77-02/96 09/96-07/03 02/96-07/03	Length [mm]: 2100 Number of groves: 6






Description	Item no.	Application	Engine	Year	Criteria / Information
 <p>V-Ribbed Belts</p>	<b>1118108500</b> <i>For reference:</i> 074260849S 1752179K00 1F1E8620AC 4480590 F77Z8620AA F8DZ8620CC LF9M15909A	MERCEDES-BENZ 190 MERCEDES-BENZ CABRIOLET MERCEDES-BENZ C-CLASS MERCEDES-BENZ COUPE MERCEDES-BENZ E-CLASS MERCEDES-BENZ E-CLASS SALOON (W124) MERCEDES-BENZ G-CLASS MERCEDES-BENZ KOMBI MERCEDES-BENZ R107/C107 MERCEDES-BENZ S-CLASS SALOON (W126) MERCEDES-BENZ SL	2.6 3.0 2.8, 3.6 3.0 3.0 3.0, 2.6 3.0 2.6, 3.0 2.9 2.5, 3.0, 5.0 3.0, 5.0	10/82-08/93 04/92-06/93 03/93-05/00 03/87-05/93 06/93-06/95 12/84-08/93 09/89-12/11 09/85-07/93 05/71-12/89 10/79-06/91 03/89-12/01	Length [mm]: 2175 Number of groves: 6
 <p>Belt Tensioner, v-ribbed belt</p>	<b>1318200200</b> <i>For reference:</i> 881032000870 1032000470 1032000670 1032000770 1032000870 1032000970 A1032000470 A1032000670 A1032000770 A1032000870 A1032000970	MERCEDES-BENZ 190 MERCEDES-BENZ CABRIOLET MERCEDES-BENZ C-CLASS MERCEDES-BENZ COUPE MERCEDES-BENZ E-CLASS MERCEDES-BENZ E-CLASS MERCEDES-BENZ E-CLASS MERCEDES-BENZ E-CLASS SALOON (W124) MERCEDES-BENZ G-CLASS MERCEDES-BENZ KOMBI MERCEDES-BENZ R107/C107 MERCEDES-BENZ S-CLASS SALOON MERCEDES-BENZ S-CLASS SALOON (W126) MERCEDES-BENZ SL	2.6 3.0 3.6, 2.8 3.0, 3.2 2.8, 3.0 3.2 (M104.992) 3.6 2.6, 2.8, 3.0 (M103.983), 3.2 3.0 3.2, 2.6, 2.8, 3.0 2.9 3.2, 2.8 2.5, 3.0 2.8, 3.0, 3.2	10/82-08/93 04/92-06/93 03/93-05/00 03/87-05/93 06/93-06/95 06/93-03/98 06/93-06/96 12/84-08/93 09/89-12/11 09/85-07/93 05/71-12/89 02/91-10/98 10/79-06/91 03/89-12/01	Diameter [mm]: 70 Width [mm]: 25,5
 <p>Belt Tensioner, v-ribbed belt</p>	<b>1318200700</b> <i>For reference:</i> 881022006970 1022001240 1022001270 1022003370 1022003470 1022006070 1022006670 1022006970 A1022001240 A1022001270 A1022003370 A1022003470 A1022006070 A1022006670 A1022006970	MERCEDES-BENZ 190 MERCEDES-BENZ COUPE MERCEDES-BENZ E-CLASS SALOON (W124) MERCEDES-BENZ KOMBI	1.8, 2.0, 2.3 2.3 2.0, 2.3 2.3, 2.0	10/82-08/93 03/87-05/93 12/84-08/93 09/85-07/93	Outer diameter [mm]: 80 Width [mm]: 25
 <p>Tensioner Lever, v-ribbed belt</p>	<b>1318201100</b> <i>For reference:</i> 881022000236 1022000036 1022000136 1022000236 A1022000036 A1022000136 A1022000236	MERCEDES-BENZ 190 MERCEDES-BENZ COUPE MERCEDES-BENZ E-CLASS SALOON (W124) MERCEDES-BENZ G-CLASS MERCEDES-BENZ G-CLASS MERCEDES-BENZ KOMBI MERCEDES-BENZ T1 MERCEDES-BENZ T1/TN MERCEDES-BENZ T2/LN1	2.0 (M102.961), 1.8, 2.3, 2.5 2.3 2.3, 2.0 2.0 2.3 2.0 (M102.963), 2.3 2.3 (M102.942) 2.3 2.3	10/82-08/93 03/87-05/93 12/84-08/93 09/89-12/11 09/89-07/00 09/85-07/93 05/77-02/96 07/81-06/95 04/86-12/94	Thickness [mm]: 13 Inner diameter [mm]: 25 Outer thread [mm]: M6 Thread Length [mm]: 64



Description	Item no.	Application	Engine	Year	Criteria / Information
 Tensioner Lever, v-ribbed belt	<b>1318201200</b> <i>For reference:</i> 881032000236 1032000036 1032000136 1032000236 A1032000036 A1032000136 A1032000236	MERCEDES-BENZ 190 MERCEDES-BENZ CABRIOLET MERCEDES-BENZ C-CLASS MERCEDES-BENZ COUPE MERCEDES-BENZ E-CLASS MERCEDES-BENZ E-CLASS MERCEDES-BENZ E-CLASS MERCEDES-BENZ E-CLASS MERCEDES-BENZ E-CLASS SALOON (W124) MERCEDES-BENZ G-CLASS MERCEDES-BENZ KOMBI MERCEDES-BENZ R107/C107 MERCEDES-BENZ S-CLASS SALOON MERCEDES-BENZ S-CLASS SALOON (W126) MERCEDES-BENZ SL	2.3, 2.6 3.0 2.8, 3.6 3.0, 3.2 2.8, 3.0 3.2 (M104.992) 3.6 2.6, 2.8, 3.0 (M103.983), 3.2 3.0 3.0, 3.2, 2.8 2.9 3.2, 2.8 2.5, 3.0 3.0, 3.2, 2.8	10/82-08/93 04/92-06/93 03/93-05/00 03/87-05/93 06/93-06/95 06/93-03/98 06/93-06/96 12/84-08/93 09/89-12/11 09/85-07/93 05/71-12/89 02/91-10/98 10/79-06/91 03/89-12/01	Length [mm]: 160 Thread Type: with left-hand thread
 Belt Tensioner, v-ribbed belt	<b>1118203100</b> <i>For reference:</i> 00A903315 0A903315 1112000670 1112000770 1112001270 1112001470 1112009270 1119900305 A1112000670 A1112000770 A1112001270 A1112001470 A1112009270 A1119900305	MERCEDES-BENZ C-CLASS MERCEDES-BENZ CLK MERCEDES-BENZ COUPE MERCEDES-BENZ E-CLASS MERCEDES-BENZ E-CLASS MERCEDES-BENZ E-CLASS SALOON (W124) MERCEDES-BENZ KOMBI MERCEDES-BENZ M-CLASS MERCEDES-BENZ SLK MERCEDES-BENZ SPRINTER MERCEDES-BENZ SPRINTER 2-t MERCEDES-BENZ SPRINTER 3-t MERCEDES-BENZ V-CLASS MERCEDES-BENZ VITO	1.8 (M111.920), 2.0 (M111.941), 2.2, 2.3 2.0 (M111.945), 2.3 (M111.975) 2.2 2.0, 2.2 2.3 2.2, 2.0 2.2, 2.0 2.2, 2.0 2.3 2.3, 2.0 2.3 (M111) 2.3 (M111.979 M111.984) 2.3 (M111.984) 2.0 (M111.948), 2.3 2.3, 2.0 (M111.948)	03/93-05/00 06/97-03/02 03/87-05/93 06/93-06/95 06/95-03/02 12/84-08/93 09/85-07/93 02/98-06/05 09/96-04/04 02/95-05/06 01/95-05/06 02/95-05/06 09/96-07/03 02/96-07/03	Outer diameter [mm]: 31,75 Width [mm]: 112
 Belt Tensioner, v-ribbed belt	<b>1318250200</b> <i>For reference:</i> 886012001773 6012001373 6012001773 A6012001373 A6012001773	MERCEDES-BENZ 190 MERCEDES-BENZ C-CLASS MERCEDES-BENZ E-CLASS MERCEDES-BENZ E-CLASS SALOON (W124) MERCEDES-BENZ G-CLASS MERCEDES-BENZ G-CLASS MERCEDES-BENZ G-CLASS MERCEDES-BENZ KOMBI MERCEDES-BENZ S-CLASS SALOON MERCEDES-BENZ T1 MERCEDES-BENZ T1/TN MERCEDES-BENZ T2/LN1	2.0D, 2.5D 2.0D 2.0D, 3.0D, 2.5D 2.5D, 3.0D, 2.0D 2.5D 2.9D 3.0D, 3.4D 2.0D, 2.5D, 3.0D 3.4D 2.8D, 2.3D, 2.9D 2.3D, 2.8D 2.3D	10/82-08/93 03/93-05/00 06/93-06/95 12/84-08/93 03/79-07/93 09/89-07/00 09/89-12/11 09/85-07/93 02/91-10/98 04/77-02/96 07/81-06/95 04/86-12/94	Supplementary Article/ Supplementary Info: with holder






Description	Item no.	Application	Engine	Year	Criteria / Information
 <p>Belt Tensioner, v-ribbed belt</p>	<b>1318250300</b> <i>For reference:</i> 6062000073 6062000173 A6062000073 A6062000173	MERCEDES-BENZ C-CLASS MERCEDES-BENZ E-CLASS MERCEDES-BENZ E-CLASS MERCEDES-BENZ E-CLASS SALOON (W124) MERCEDES-BENZ G-CLASS MERCEDES-BENZ KOMBI MERCEDES-BENZ S-CLASS SALOON MERCEDES-BENZ SPRINTER MERCEDES-BENZ SPRINTER 2-t MERCEDES-BENZ SPRINTER 3-t MERCEDES-BENZ VARIO	2.2D, 2.0D, 2.5D 2.0D, 2.5D, 3.0D 2.2D, 2.9D 2.5D, 3.0D, 2.0D 3.0D 2.5D, 2.0D, 3.0D 3.0D, 3.4D 2.9D 2.9D 2.9D 2.9D	03/93-05/00 06/93-06/95 06/95-03/02 12/84-08/93 09/89-12/11 09/85-07/93 02/91-10/98 02/95-05/06 01/95-05/06 02/95-05/06 09/96-12/13	
 <p>Tensioner Pulley, v-ribbed belt</p>	<b>1318301000</b> <i>For reference:</i> 1032000570 1112020119 A1032000570 A1112020119	MERCEDES-BENZ 190 MERCEDES-BENZ CABRIOLET MERCEDES-BENZ COUPE MERCEDES-BENZ E-CLASS MERCEDES-BENZ E-CLASS MERCEDES-BENZ E-CLASS SALOON (W124) MERCEDES-BENZ G-CLASS MERCEDES-BENZ KOMBI MERCEDES-BENZ R107/C107 MERCEDES-BENZ S-CLASS SALOON MERCEDES-BENZ S-CLASS SALOON (W126) MERCEDES-BENZ SL	2.3, 2.6 3.0 3.0, 3.2 2.8, 3.0, 3.2 3.6 2.6, 3.0, 3.2, 2.8 3.0 2.8, 3.0, 3.2 2.9 3.4D 3.0, 2.5 2.8, 3.0, 3.2	10/82-08/93 04/92-06/93 03/87-05/93 06/93-06/95 06/93-06/96 12/84-08/93 09/89-12/11 09/85-07/93 05/71-12/89 02/91-10/98 10/79-06/91 03/89-12/01	Outer diameter [mm]: 70 Width [mm]: 31,5
 <p>Tensioner Pulley, v-ribbed belt</p>	<b>1318301100</b> <i>For reference:</i> 00A903341 0A903341 1112000070 A00903341 A1112000070	MERCEDES-BENZ C-CLASS MERCEDES-BENZ CLK MERCEDES-BENZ COUPE MERCEDES-BENZ E-CLASS MERCEDES-BENZ E-CLASS MERCEDES-BENZ E-CLASS SALOON (W124) MERCEDES-BENZ KOMBI MERCEDES-BENZ M-CLASS MERCEDES-BENZ SLK MERCEDES-BENZ SPRINTER MERCEDES-BENZ SPRINTER 2-t MERCEDES-BENZ SPRINTER 3-t MERCEDES-BENZ V-CLASS MERCEDES-BENZ VITO	2.0, 2.2, 2.3, 1.8 2.3, 2.0 2.2 2.2, 2.0 2.3 2.0, 2.2 2.0, 2.2 2.3 2.3 2.3, 2.0 2.3 2.3 (M111.984) 2.3 (M111.984) 2.3, 2.0 2.0, 2.3	03/93-05/00 06/97-03/02 03/87-05/93 06/93-06/95 06/95-03/02 12/84-08/93 09/85-07/93 02/98-06/05 09/96-04/04 02/95-05/06 01/95-05/06 02/95-05/06 09/96-07/03 02/96-07/03	Outer diameter [mm]: 110 Width [mm]: 28,5
 <p>Tensioner Pulley, v-ribbed belt</p>	<b>1318301300</b> <i>For reference:</i> 062145278 6012000970 6612003070 A6012000970 A6612003070	MERCEDES-BENZ 190 MERCEDES-BENZ C-CLASS MERCEDES-BENZ COUPE MERCEDES-BENZ E-CLASS MERCEDES-BENZ E-CLASS MERCEDES-BENZ E-CLASS SALOON (W124) MERCEDES-BENZ G-CLASS	1.8, 2.3, 2.0D, 2.5, 2.5D, 2.0 2.2D, 2.0D, 2.5D 2.3 2.2D, 2.9D 2.5D, 2.0D, 3.0D 2.3, 3.0D, 2.0, 2.0D, 2.5D 2.3 (M102.979)	10/82-08/93 03/93-05/00 03/87-05/93 06/95-03/02 06/93-06/95 12/84-08/93 03/79-07/00	Outer diameter [mm]: 80 Width [mm]: 25




Description	Item no.	Application	Engine	Year	Criteria / Information
	<b>1318301300</b>	MERCEDES-BENZ G-CLASS MERCEDES-BENZ G-CLASS MERCEDES-BENZ KOMBI MERCEDES-BENZ S-CLASS SALOON MERCEDES-BENZ SL MERCEDES-BENZ SPRINTER MERCEDES-BENZ SPRINTER 2-t MERCEDES-BENZ SPRINTER 3-t MERCEDES-BENZ T1 MERCEDES-BENZ T1/TN MERCEDES-BENZ T2/LN1 MERCEDES-BENZ VARIO MERCEDES-BENZ V-CLASS MERCEDES-BENZ VITO	2.5D 3.4D, 3.5D, 2.0, 3.0D 2.0, 2.0D, 2.5D, 3.0D, 2.3 3.0D, 3.4D 5.0 (M119.960) 2.9D, 2.3D 2.3D (OM601.943), 2.9D 2.3D, 2.9D 2.8D, 2.9D, 2.3D, 2.3 2.8D, 2.3, 2.3D 2.3D 2.9D 2.3D 2.3D	03/79-07/93 09/89-12/11 09/85-07/93 02/91-10/98 03/89-12/01 02/95-05/06 01/95-05/06 02/95-05/06 04/77-02/96 07/81-06/95 04/86-12/94 08/96-12/10 09/96-07/03 02/96-07/03	
 <p>Tensioner Pulley, v-ribbed belt</p>	<b>1318301400</b> <i>For reference:</i> 6012001070 6652003070 6652003170 A6012001070	MERCEDES-BENZ C-CLASS MERCEDES-BENZ COUPE MERCEDES-BENZ E-CLASS MERCEDES-BENZ E-CLASS MERCEDES-BENZ E-CLASS MERCEDES-BENZ E-CLASS SALOON (W124) MERCEDES-BENZ G-CLASS MERCEDES-BENZ G-CLASS MERCEDES-BENZ G-CLASS MERCEDES-BENZ G-CLASS MERCEDES-BENZ KOMBI MERCEDES-BENZ S-CLASS COUPE MERCEDES-BENZ S-CLASS SALOON MERCEDES-BENZ SL MERCEDES-BENZ SPRINTER MERCEDES-BENZ SPRINTER 2-t MERCEDES-BENZ SPRINTER 3-t MERCEDES-BENZ T2/LN1 MERCEDES-BENZ VITO	2.8, 3.6 3.2 2.8, 3.2 3.6 4.2, 5.0 2.8, 3.2 2.5D 2.9D 3.6, 3.0D, 3.2, 3.4D, 3.5D 2.8, 3.2 4.2, 6.0 (M120.982) 5.0 (M119.980), 3.2 (M104.994), 2.8, 6.0 (M120.982) 5.0 (M119.982), 6.0 (M120.983), 3.0, 3.2, 2.8 2.3D 2.3D (OM601.943) 2.3D 2.3D 2.3D	03/93-05/00 03/87-05/93 06/93-06/95 06/93-06/96 06/95-03/02 12/84-08/93 03/79-07/93 09/89-07/00 09/89-12/11 09/85-07/93 07/92-12/99 02/91-10/98 03/89-12/01 02/95-05/06 01/95-05/06 02/95-05/06 04/86-12/94 02/96-07/03	Outer diameter [mm]: 64 Width [mm]: 22
 <p>Tensioner Pulley, v-ribbed belt</p>	<b>1318302500</b> <i>For reference:</i> 881042001070 1042001070 A1042001070	MERCEDES-BENZ C-CLASS MERCEDES-BENZ C-CLASS MERCEDES-BENZ CLK MERCEDES-BENZ COUPE MERCEDES-BENZ E-CLASS MERCEDES-BENZ E-CLASS MERCEDES-BENZ E-CLASS MERCEDES-BENZ E-CLASS SALOON (W124) MERCEDES-BENZ G-CLASS MERCEDES-BENZ KOMBI MERCEDES-BENZ S-CLASS SALOON MERCEDES-BENZ SL MERCEDES-BENZ SLK	2.0 2.8, 3.6 2.0 3.2 2.8, 2.0 3.2 3.6 3.2 3.2 3.2, 3.6 3.2 2.8, 3.2 (M104.994) 3.2, 2.8 2.0	06/96-03/01 03/93-05/00 06/97-03/02 03/87-05/93 06/95-03/02 06/93-06/95 06/93-06/96 12/84-08/93 09/89-12/11 09/85-07/93 02/91-10/98 03/89-12/01 09/96-04/04	Outer diameter [mm]: 80 Width [mm]: 31





Description	Item no.	Application	Engine	Year	Criteria / Information
 <p>Oil filter</p>	<b>1118500100</b> <i>For reference:</i> 115001001 00A115466 1041800109 1041800709 1041800825 1041840225 1041840325 1041840425 1041840825 1621803009 1621843025 A1041800109 A1041800709 A1041840225 A1041840325 A1041840425 A1041840825	MERCEDES-BENZ CABRIOLET MERCEDES-BENZ C-CLASS MERCEDES-BENZ CLK MERCEDES-BENZ COUPE MERCEDES-BENZ E-CLASS MERCEDES-BENZ E-CLASS MERCEDES-BENZ E-CLASS SALOON (W124) MERCEDES-BENZ G-CLASS MERCEDES-BENZ KOMBI MERCEDES-BENZ M-CLASS MERCEDES-BENZ S-CLASS SALOON MERCEDES-BENZ SL MERCEDES-BENZ SLK MERCEDES-BENZ SPRINTER MERCEDES-BENZ SPRINTER 2-t MERCEDES-BENZ SPRINTER 3-t MERCEDES-BENZ V-CLASS MERCEDES-BENZ VITO	3.0, 3.2 1.8, 2.0, 2.2, 2.3, 2.8, 3.6 2.3, 2.0 3.0, 3.2, 2.2 2.0, 2.2, 3.2, 2.8, 3.6 2.3 3.0, 2.0, 3.2, 2.8, 2.2 3.6, 3.0, 3.2 2.8, 2.2, 3.0, 3.2, 2.0 2.3 2.8, 3.2 2.8, 3.0, 3.2 2.0, 2.3 2.3 2.3 2.3 2.3 2.3 2.3, 2.0 2.0, 2.3	04/92-06/93 03/93-05/00 06/97-03/02 03/87-05/93 06/93-06/95 06/95-03/02 12/84-08/93 09/89-12/11 09/85-07/93 02/98-06/05 02/91-10/98 03/89-12/01 09/96-04/04 02/95-05/06 01/95-05/06 02/95-05/06 09/96-07/03 02/96-07/03	Filter type: Filter Insert Height [mm]: 159 Outer diameter [mm]: 62 Inner diameter 1 [mm]: 23 Inner diameter 2 [mm]: 23
 <p>Rubber stop, air filter housing</p>	<b>1318650100</b> <i>For reference:</i> 881169880511 1029880311 1169880511 A1029880311 A1169880511	MERCEDES-BENZ 190 MERCEDES-BENZ COUPE MERCEDES-BENZ E-CLASS SALOON (W124) MERCEDES-BENZ G-CLASS MERCEDES-BENZ G-CLASS MERCEDES-BENZ KOMBI MERCEDES-BENZ R107/C107 MERCEDES-BENZ R107/C107 MERCEDES-BENZ S-CLASS COUPE MERCEDES-BENZ S-CLASS SALOON (W126) MERCEDES-BENZ S-W108/109 MERCEDES-BENZ S-W116 MERCEDES-BENZ W110-112 MERCEDES-BENZ W123	1.8, 2.0 (M102.961), 2.3, 2.5 2.3 2.0, 2.3 2.0, 2.7 2.3 (M102.981 M102.987 M102.997) 2.3, 2.0 (M102.963) 2.7 (M110.986 M110.990), 4.1 3.8, 3.5, 4.5 (M117.985) 4.1, 3.8 2.7, 3.8, 4.1 3.5 4.5 (M117.986), 2.7, 3.5, 6.8 3.5 2.0, 2.3, 2.7 (M110.988)	10/82-08/93 03/87-05/93 12/84-08/93 03/79-07/93 03/79-07/00 09/85-07/93 05/71-12/89 05/71-09/81 08/80-06/91 10/79-06/91 01/66-08/72 08/72-07/80 01/61-12/71 01/76-12/85	Material: Steel Elastomer
 <p>Fuel filter</p>	<b>1318700700</b> <i>For reference:</i> 880014776301 0014776301 0014776401 0014776601 0014777901 5008879 6150920101 A0014776301 A0014776401 A0014776601 A0014777901 A6150920101	MERCEDES-BENZ 100 MERCEDES-BENZ E-CLASS SALOON (W124) MERCEDES-BENZ G-CLASS MERCEDES-BENZ G-CLASS MERCEDES-BENZ HENSCHEL 2-t MERCEDES-BENZ KOMBI MERCEDES-BENZ S-CLASS SALOON MERCEDES-BENZ T1/TN MERCEDES-BENZ T2/L MERCEDES-BENZ T2/LN1 MERCEDES-BENZ W123	2.4D 2.0D, 3.0D, 2.5D 2.5D, 2.4D 3.0D, 3.4D 1.8 3.0D, 2.0D, 2.5D 3.4D 2.4D 2.4D 2.4D 3.0D, 2.4D, 2.9D	02/88-02/96 12/84-08/93 03/79-07/93 09/89-12/11 02/73-12/77 09/85-07/93 02/91-10/98 07/81-06/95 01/68-12/88 04/86-12/94 01/76-12/85	Filter type: In-Line Filter Height [mm]: 103 Outer diameter [mm]: 36 Inlet Ø [mm]: 8 Outlet Ø [mm]: 8




Description	Item no.	Application	Engine	Year	Criteria / Information			
 <p>Connector Sleeve, flow divider (injection system)</p>	<b>1318750100</b> <i>For reference:</i> 880000746086 0000744686 0000745786 0000745986 0000746086 A0000744686 A0000745786 A0000745986 A0000746086	MERCEDES-BENZ 190	2.5, 1.8, 2.0 (M102.961), 2.3, 2.6	10/82-08/93	Outer thread [mm]: M12 x 1,5 Spanner Size: 17			
		MERCEDES-BENZ CABRIOLET	3.0	04/92-06/93				
		MERCEDES-BENZ C-CLASS	1.8 (M111.920)	03/93-03/01				
		MERCEDES-BENZ C-CLASS	2.3, 2.8, 2.0 (M111.941), 3.6, 2.2	03/93-05/00				
		MERCEDES-BENZ CLK	2.0 (M111.945), 2.3 (M111.975)	06/97-03/02				
		MERCEDES-BENZ COUPE	2.3, 2.2, 3.0, 3.2	03/87-05/93				
		MERCEDES-BENZ E-CLASS	2.3	06/95-03/02				
		MERCEDES-BENZ E-CLASS	3.0, 2.2, 2.0, 2.8	06/93-06/95				
		MERCEDES-BENZ E-CLASS	3.2 (M104.992)	06/93-03/98				
		MERCEDES-BENZ E-CLASS	3.6	06/93-06/96				
		MERCEDES-BENZ E-CLASS SALOON (W124)	2.3, 2.8, 2.0, 2.2, 2.6, 3.0 (M103.983), 3.2	12/84-08/93				
		MERCEDES-BENZ G-CLASS	2.0, 2.7	03/79-07/93				
		MERCEDES-BENZ G-CLASS	2.3 (M102.981 M102.987)	03/79-07/00				
		MERCEDES-BENZ G-CLASS	3.0, 3.2, 5.0	09/89-12/11				
		MERCEDES-BENZ KOMBI	2.2, 2.6, 3.0, 3.2, 2.0 (M102.963), 2.3, 2.8	09/85-07/93				
		MERCEDES-BENZ M-CLASS	2.3	02/98-06/05				
		MERCEDES-BENZ R107/C107	2.9, 4.9 (M117.964), 4.1, 2.7 (M110.986 M110.990)	05/71-12/89				
		MERCEDES-BENZ R107/C107	3.5 (M116.984), 4.5 (M117.985), 3.8	05/71-09/81				
		MERCEDES-BENZ S-CLASS COUPE	5.0, 5.5, 3.8, 4.1, 4.9	08/80-06/91				
		MERCEDES-BENZ S-CLASS COUPE	6.0	07/92-12/99				
		MERCEDES-BENZ S-CLASS SALOON	2.8, 6.0 (M120.980), 3.2	02/91-10/98				
		MERCEDES-BENZ S-CLASS SALOON (W126)	4.9 (M117.963 M117.965), 2.7, 5.5, 2.5, 3.0, 3.8, 4.1	10/79-06/91				
		MERCEDES-BENZ SL	3.0, 3.2, 2.8, 5.0 (M119.960), 6.0	03/89-12/01				
		MERCEDES-BENZ SLK	2.0, 2.3	09/96-04/04				
		MERCEDES-BENZ SPRINTER	2.3 (M111)	02/95-05/06				
		MERCEDES-BENZ SPRINTER 2-t	2.3 (M111 M111.984)	01/95-05/06				
		MERCEDES-BENZ SPRINTER 3-t	2.3 (M111.984)	02/95-05/06				
		MERCEDES-BENZ S-W116	4.5 (M117.986), 3.5, 6.8, 2.7	08/72-07/80				
		MERCEDES-BENZ V-CLASS	2.0 (M111.948), 2.3	09/96-07/03				
		MERCEDES-BENZ VITO	2.0 (M111.948), 2.3	02/96-07/03				
		MERCEDES-BENZ W123	2.3, 2.7	01/76-12/85				
		 <p>Bracket for exhaust</p>	<b>1321600200</b> <i>For reference:</i> 881244920044 1244920044 1244920382 1264920082 1264920282 A1244920044 A1244920382 A1264920082	MERCEDES-BENZ CABRIOLET		3.0	04/92-06/93	Exhaust System: for rear silencer
				MERCEDES-BENZ COUPE		2.2	03/87-05/93	
				MERCEDES-BENZ E-CLASS		2.0	06/93-06/95	
MERCEDES-BENZ E-CLASS	2.2			06/93-06/97				
MERCEDES-BENZ E-CLASS	2.5D, 3.0D			06/93-06/96				
MERCEDES-BENZ E-CLASS	3.6, 3.2			06/93-03/98				
MERCEDES-BENZ E-CLASS SALOON (W124)	2.0			12/84-08/93				
MERCEDES-BENZ KOMBI	2.0D, 2.5D, 3.0, 3.0D, 2.2, 2.0, 2.3, 2.8			09/85-07/93				
MERCEDES-BENZ R107/C107	4.9 (M117.960 M117.964), 2.9, 4.1			05/71-12/89				
MERCEDES-BENZ S-CLASS COUPE	5.5, 3.8, 5.0, 4.1, 4.9			08/80-06/91				
MERCEDES-BENZ S-CLASS SALOON (W126)	2.7, 5.5, 4.9 (M117.963), 2.5, 3.0, 3.8, 4.1			10/79-06/91				
MERCEDES-BENZ SL	3.0, 3.2, 5.0 (M119.972), 2.8, 6.0			03/89-12/01				
MERCEDES-BENZ SLK	2.0			09/96-04/04				

Description	Item no.	Application	Engine	Year	Criteria / Information
 <p>Bracket, muffler</p>	<b>1321600400</b> <i>For reference:</i> 882014920116 1244920118 2014920044 2014920116 A1244920118 A2014920044 A2014920116	MERCEDES-BENZ 190  MERCEDES-BENZ COUPE MERCEDES-BENZ E-CLASS MERCEDES-BENZ E-CLASS SALOON (W124) MERCEDES-BENZ KOMBI	2.3, 2.6, 2.0D, 2.0 (M102.961), 2.5, 2.5D 2.2, 2.3  2.0D, 2.5D, 3.2, 2.2, 3.0, 3.0D, 2.0  2.0, 3.0, 3.0D, 2.3, 2.6, 2.0D, 2.5D  2.5D, 2.2, 2.3, 3.0, 3.0D, 2.0, 2.0D	10/82-08/93  03/87-05/93  06/93-06/95  12/84-08/93  09/85-07/93	Exhaust System: for middle silencer
 <p>Interior Blower</p>	<b>1326100100</b> <i>For reference:</i> 880008308208 0008308208 A0008308208	MERCEDES-BENZ CABRIOLET MERCEDES-BENZ COUPE MERCEDES-BENZ E-CLASS  MERCEDES-BENZ E-CLASS MERCEDES-BENZ E-CLASS SALOON (W124) MERCEDES-BENZ KOMBI	3.0  2.3, 2.2, 3.0, 3.2  2.0D, 2.5D, 3.0, 3.2, 2.2, 2.0, 4.2, 2.8, 3.0D, 5.0, 6.0 3.6  2.3, 2.8, 2.0, 5.0, 2.2, 2.5D, 2.6, 3.0, 3.0D, 3.2, 2.0D, 4.2  2.2, 2.6, 2.5D, 3.0, 3.2, 2.0, 2.0D, 2.3, 2.8, 3.0D	04/92-06/93  03/87-05/93  06/93-06/95  06/93-06/96  12/84-08/93  09/85-07/93	Vehicle Equipment: for vehicles with automatic climate control
 <p>Interior Blower</p>	<b>1326100400</b> <i>For reference:</i> 881248200142 1248200142 1248203342 A1248200142 A1248203342	MERCEDES-BENZ CABRIOLET MERCEDES-BENZ COUPE MERCEDES-BENZ E-CLASS MERCEDES-BENZ E-CLASS SALOON (W124) MERCEDES-BENZ KOMBI	3.0  3.0, 3.2, 2.2, 2.3  2.2, 2.8, 3.6, 4.2, 2.0, 3.0, 3.0D, 2.0D, 2.5D, 3.2 2.0D, 2.5D, 3.0, 3.2, 2.0, 4.2, 2.3, 2.6, 2.8, 3.0D  2.0, 2.0D, 3.0, 3.0D, 2.2, 2.3, 2.6, 2.8, 2.5D, 3.2	04/92-06/93  03/87-05/93  06/93-06/95  12/84-08/93  09/85-07/93	Driver Position: for left-/right-hand traffic Diameter [mm]: 150
 <p>Interior Blower</p>	<b>1326100500</b> <i>For reference:</i> 881248201308 1248201308 A1248201308	MERCEDES-BENZ CABRIOLET MERCEDES-BENZ COUPE MERCEDES-BENZ E-CLASS MERCEDES-BENZ E-CLASS MERCEDES-BENZ E-CLASS SALOON (W124) MERCEDES-BENZ KOMBI	3.0  3.2, 2.2, 2.3, 3.0  2.0D, 3.0, 3.0D, 2.2, 2.0, 2.5D, 3.2, 2.8 3.6  2.5D, 3.2, 4.2, 2.2, 2.3, 2.6, 2.8, 3.0, 3.0D, 5.0, 2.0, 2.0D 2.0, 2.0D, 2.5D, 2.8, 3.0, 3.2, 2.2, 2.3, 3.0D	04/92-06/93  03/87-05/93  06/93-06/95  06/93-06/96  12/84-08/93  09/85-07/93	Manufacturer Restriction: Behr Vehicle Equipment: for vehicles with air conditioning
 <p>Filter Set, interior air</p>	<b>1328100410</b> <i>For reference:</i> 881248350047 1248300118 1248350047 A1248300118 A1248350047	MERCEDES-BENZ E-CLASS  MERCEDES-BENZ E-CLASS SALOON (W124) MERCEDES-BENZ KOMBI	2.0, 2.8, 3.6, 6.0, 2.0D, 4.2, 2.2, 2.5D, 3.0, 3.0D, 3.2, 5.0 3.2  3.2	06/93-06/95  12/84-08/93  09/85-07/93	Filter type: Pollen Filter Length [mm]: 372 Width [mm]: 85 Height [mm]: 20 Quantity Unit: Kit

Description	Item no.	Application	Engine	Year	Criteria / Information
 Slave Cylinder, clutch	<b>1330500100</b> For reference: 882022900011 2012900411 2012900511 2022900011 A2012900411 A2012900511 A2022900011	MERCEDES-BENZ 190 MERCEDES-BENZ CABRIOLET MERCEDES-BENZ C-CLASS MERCEDES-BENZ E-CLASS MERCEDES-BENZ E-CLASS SALOON (W124) MERCEDES-BENZ KOMBI MERCEDES-BENZ S-CLASS SALOON	2.3, 2.6, 2.5D 3.0  1.8, 2.2D, 2.4, 2.3, 2.8, 3.6, 2.0, 2.0D, 2.2, 2.5D 2.0D, 2.0, 2.5D, 2.8, 2.2, 3.0, 3.0D, 3.2 2.4, 2.2D, 2.9D, 2.3  2.5D, 3.0, 3.0D, 3.2, 2.2, 2.3, 2.6, 2.8  2.8, 2.3, 3.0  2.8, 3.2	10/82-08/93 04/92-06/93  03/93-05/00 06/93-06/95  06/95-03/02  12/84-08/93  09/85-07/93  02/91-10/98	Bore Ø [mm]: 23,81
 Master Cylinder, clutch	<b>1330600200</b> For reference: 0012951006 0012953106 0012956806 2022900112 A0012951006 A0012953106 A0012956806 A2022900112	MERCEDES-BENZ 190  MERCEDES-BENZ CABRIOLET MERCEDES-BENZ C-CLASS MERCEDES-BENZ C-CLASS MERCEDES-BENZ CLK MERCEDES-BENZ COUPE MERCEDES-BENZ E-CLASS MERCEDES-BENZ E-CLASS MERCEDES-BENZ E-CLASS MERCEDES-BENZ E-CLASS SALOON (W124) MERCEDES-BENZ KOMBI MERCEDES-BENZ M-CLASS MERCEDES-BENZ S-CLASS SALOON MERCEDES-BENZ S-CLASS SALOON (W126) MERCEDES-BENZ SL MERCEDES-BENZ SLK	2.5, 2.5D, 2.6, 2.0, 2.0D, 1.8, 2.3 3.0  2.2, 2.3, 2.8, 1.8, 2.2D, 2.5D, 2.0, 2.0D, 2.4 2.6  2.3, 2.0 2.3, 2.2, 3.0, 3.2  2.1D  2.2, 2.8, 3.0D, 2.0D, 2.5D, 3.6, 2.0, 3.2 2.2D, 2.3, 2.6, 2.9D, 2.4, 2.7D 2.0D, 2.3, 2.6, 2.8, 3.0, 3.2, 2.0, 3.0D, 2.2, 2.5D  2.2, 2.3, 2.6, 2.8, 3.0D, 2.0D, 2.5D, 3.0, 3.2, 2.0 2.3, 2.7D  3.2, 2.8  3.0  2.8, 3.0 2.3, 2.0, 3.2	10/82-08/93 04/92-06/93 03/93-05/00 06/96-03/01 06/97-03/02 03/87-05/93  06/96-03/03 06/93-06/95 06/95-03/02 12/84-08/93 09/85-07/93 02/98-06/05 02/91-10/98 10/79-06/91  03/89-12/01 09/96-04/04	Bore Ø [mm]: 19,05 Manufacturer Restriction: ATE
 Hydraulic Filter, automatic transmission	<b>1331900100</b> For reference: 881262770295 1262700298 1262770295 A1262770295	MERCEDES-BENZ 190  MERCEDES-BENZ CABRIOLET MERCEDES-BENZ C-CLASS MERCEDES-BENZ COUPE MERCEDES-BENZ E-CLASS  MERCEDES-BENZ E-CLASS MERCEDES-BENZ E-CLASS Platform/Chassis (VF210) MERCEDES-BENZ E-CLASS SALOON (W124) MERCEDES-BENZ HENSCHEL 2-t MERCEDES-BENZ KOMBI MERCEDES-BENZ R107/C107 MERCEDES-BENZ R107/C107 MERCEDES-BENZ R107/C107 MERCEDES-BENZ S-CLASS COUPE MERCEDES-BENZ S-CLASS SALOON (W126) MERCEDES-BENZ SL MERCEDES-BENZ T1  MERCEDES-BENZ T1/TN MERCEDES-BENZ T2/L	2.0, 2.0D, 2.5D, 2.2D, 2.3, 2.5, 2.6, 1.8 3.0, 3.2  2.2, 2.5D, 2.3, 2.8, 3.6, 2.0, 2.0D, 1.8, 2.2D 2.3, 2.2, 3.0, 3.2  2.2, 2.5D, 3.0D, 5.0, 2.8, 3.0, 3.2, 6.0, 2.0, 2.0D, 3.6, 4.2 2.2D, 2.3, 2.9D  2.9D, 2.5D  2.3, 2.8, 2.2, 2.6, 4.2, 2.0D, 2.5D, 3.0D, 2.0, 3.0, 3.2, 5.0 1.8, 2.2D 2.2, 2.5D, 2.6, 3.0, 3.0D, 3.2, 2.0, 2.3, 2.8, 2.0D 3.5, 4.5  3.8, 2.7, 4.9  5.6, 2.9, 4.1  5.0, 3.8, 4.9, 4.1, 5.5  2.7, 3.0, 3.8, 4.9, 5.0, 5.5, 2.5, 4.1  3.0, 3.2, 5.5, 5.0, 2.8, 6.0 2.3, 2.8D, 3.0D, 2.4D, 2.9D, 2.3D 2.3, 2.9D, 2.4D, 2.3D, 2.8D 2.0, 2.2, 2.4D, 2.2D, 2.3, 3.8D	10/82-08/93 04/92-06/93 03/93-05/00 03/87-05/93 06/93-06/95 06/95-03/02 06/96-12/02  12/84-08/93 02/73-12/77 09/85-07/93 01/72-09/81 05/71-09/81 05/71-12/89 08/80-06/91 10/79-06/91  03/89-12/01 04/77-02/96  07/81-06/95 01/68-12/88	Length [mm]: 184 Width [mm]: 164 Height [mm]: 21 Filter type: Filter Insert



Description	Item no.	Application	Engine	Year	Criteria / Information			
 <p>Hydraulic Filter, automatic transmission</p>	<b>1331900200</b> <i>For reference:</i> 881292770195 1262770895 1292770095 1292770195 1292770895 A1292770095 A1292770195 A1292770895	MERCEDES-BENZ CABRIOLET	3.0, 3.2	04/92-06/93	Length [mm]: 184 Width [mm]: 164 Height [mm]: 20 Filter type: Fine Filter			
		MERCEDES-BENZ COUPE	2.3, 3.0, 3.2, 2.2	03/87-05/93				
		MERCEDES-BENZ E-CLASS	6.0, 2.8, 3.6, 4.2, 2.0, 2.0D, 5.0, 2.2, 2.5D, 3.0, 3.0D, 3.2	06/93-06/95				
		MERCEDES-BENZ E-CLASS SALOON (W124)	2.0, 2.0D, 4.2, 2.2, 2.6, 2.5D, 3.0, 3.0D, 3.2, 5.0, 2.3, 2.8	12/84-08/93				
		MERCEDES-BENZ KOMBI	2.3, 2.8, 2.0D, 2.5D, 3.0D, 2.2, 2.6, 2.0, 3.0, 3.2	09/85-07/93				
		MERCEDES-BENZ R107/C107	2.7, 3.8, 4.9, 5.6, 4.1, 4.5, 2.9, 3.5	05/71-12/89				
		MERCEDES-BENZ S-CLASS COUPE	4.2, 6.0	07/92-12/99				
		MERCEDES-BENZ S-CLASS COUPE	5.5, 4.9, 5.0	08/80-06/91				
		MERCEDES-BENZ S-CLASS SALOON	3.0D, 3.2, 5.0, 2.8, 3.4D, 6.0, 4.2	02/91-10/98				
		MERCEDES-BENZ S-CLASS SALOON (W126)	5.5, 4.9, 5.0	10/79-06/91				
		MERCEDES-BENZ SL	6.0, 5.0, 2.8, 5.5, 3.0, 3.2	03/89-12/01				
		 <p>Hydraulic Filter, automatic transmission</p>	<b>1331900500</b> <i>For reference:</i> 2202770095 2202770395 2202770695 2212770095 2212770195 A2202770395 A2202770695 A2212770095 A2212770195	MERCEDES-BENZ C-CLASS		1.6, 6.2	01/07-	Length [mm]: 267 Width [mm]: 174 Height [mm]: 18 Transmission Type: Automatic Transmission, 7-speed Filter type: Filter Insert
				MERCEDES-BENZ C-CLASS		2.1D	01/07-01/14	
				MERCEDES-BENZ C-CLASS		2.2, 1.5, 2.0D, 1.6D, 4.0	12/13-05/18	
				MERCEDES-BENZ C-CLASS		2.2D, 1.8, 3.5	05/00-	
MERCEDES-BENZ C-CLASS	2.3			03/01-05/08				
MERCEDES-BENZ C-CLASS	2.5, 3.0D, 5.4, 2.0, 2.7D, 3.0, 3.2			05/00-02/07				
MERCEDES-BENZ C-CLASS	2.6			06/96-03/01				
MERCEDES-BENZ C-CLASS Convertible (A205)	3.0, 1.5, 1.6, 2.0, 2.0D, 4.0, 1.6D, 2.2D			06/16-05/18				
MERCEDES-BENZ C-CLASS Coupe (C205)	1.5, 1.6, 3.0, 2.2D, 4.0, 1.6D, 2.0, 2.0D			10/15-12/18				
MERCEDES-BENZ CLC-CLASS	2.1D, 3.5, 1.8, 1.6, 2.5			05/08-06/11				
MERCEDES-BENZ CLK	1.8, 2.2D, 2.6, 3.0, 3.0D, 5.0, 6.2, 2.7D, 3.5, 5.5			06/02-05/09				
MERCEDES-BENZ CLK	2.3, 5.4, 3.2, 2.0, 4.3			06/97-03/02				
MERCEDES-BENZ CLS	3.0, 5.5, 3.0D, 5.0, 3.5, 5.4, 6.2			10/04-12/10				
MERCEDES-BENZ CLS	4.7, 2.2D			01/11-12/17				
MERCEDES-BENZ E-CLASS	2.1D			06/96-03/03				
MERCEDES-BENZ E-CLASS	2.5D, 3.2, 3.6, 2.0D, 3.0, 3.0D, 5.0, 2.2, 2.8, 4.2, 6.0, 2.0			06/93-06/95				
MERCEDES-BENZ E-CLASS	2.7D, 2.9D, 5.4, 2.4, 2.2D, 2.3, 2.6, 3.2D, 4.3			06/95-03/02				
MERCEDES-BENZ E-CLASS	4.7, 1.6			01/09-12/16				
MERCEDES-BENZ E-CLASS	5.5, 1.8, 4.0D, 6.2, 3.5, 2.5			03/02-12/08				
MERCEDES-BENZ E-CLASS	2.8, 2.7D, 2.9D, 2.2D, 2.5D			06/96-12/02				
Platform/Chassis (VF210)								
MERCEDES-BENZ E-CLASS	2.7D, 3.0D, 2.1D			03/03-07/09				
Platform/Chassis (VF211)								
MERCEDES-BENZ E-CLASS SALOON (W124)	3.2			12/84-08/93				
MERCEDES-BENZ G-CLASS	2.3, 3.0D, 2.7D, 2.9D			09/89-07/00				
MERCEDES-BENZ G-CLASS	3.0, 3.4D, 5.0, 2.0, 3.6, 3.5D, 5.4, 2.5D, 3.2, 4.0, 4.0D, 5.5, 6.0			09/89-12/11				
MERCEDES-BENZ GL-CLASS	4.7, 3.0D, 4.0D, 5.5			09/06-12/12				
MERCEDES-BENZ GLK-CLASS	2.2D, 3.0, 2.0, 3.0D, 3.5			06/08-12/15				
MERCEDES-BENZ KOMBI	3.2			09/85-07/93				
MERCEDES-BENZ M-CLASS	2.2D, 4.7			06/11-12/15				
MERCEDES-BENZ M-CLASS	3.2, 5.0, 2.3, 2.7D, 3.7, 4.0D, 4.3, 5.4			02/98-06/05				
MERCEDES-BENZ M-CLASS	6.2, 3.0, 3.0D, 3.5, 5.5			02/05-12/11				
MERCEDES-BENZ R-CLASS	3.5, 5.5, 6.2, 3.0, 3.0D, 5.0			08/05-12/14				

Description	Item no.	Application	Engine	Year	Criteria / Information
	<b>1331900500</b>	MERCEDES-BENZ S-CLASS COUPE MERCEDES-BENZ S-CLASS COUPE (C216) MERCEDES-BENZ S-CLASS SALOON (W220) MERCEDES-BENZ S-CLASS SALOON (W221) MERCEDES-BENZ SL MERCEDES-BENZ SL MERCEDES-BENZ SLK MERCEDES-BENZ SLK MERCEDES-BENZ SLK MERCEDES-BENZ SPRINTER MERCEDES-BENZ SPRINTER MERCEDES-BENZ SPRINTER	5.4, 5.0, 5.8, 6.0, 6.3, 5.5 4.7, 5.5, 6.0, 6.2 2.8, 3.2D, 3.7, 4.3, 6.0, 3.2, 5.5, 4.0D, 6.3, 5.0, 5.8 3.5, 4.7, 5.5, 3.0D, 2.2D, 3.0, 4.0D, 6.0, 6.2 3.5, 5.5, 6.0, 3.0 3.7, 5.4, 6.2, 5.0 4.7 2.0, 2.2D 3.0 3.5, 5.5, 1.8 2.1D 3.0D, 2.2D 3.5, 1.8	03/99-03/06 05/06-12/13 10/98-08/05 10/05-12/13 10/01-10/01-01/12 01/12-02/11-03/04-02/11 03/04-03/04-06/06-12/13 06/06- 06/06-12/09	
 Rubber mount for gearbox	<b>1332400500</b> <i>For reference:</i> 881242400618 1082400318 1152402218 1232402518 1242400018 1242400318 1242400618 A1082400318 A1152402218 A1232402518 A1242400018 A1242400318 A1242400618	MERCEDES-BENZ 190 MERCEDES-BENZ CABRIOLET MERCEDES-BENZ COUPE MERCEDES-BENZ E-CLASS MERCEDES-BENZ E-CLASS MERCEDES-BENZ E-CLASS SALOON (W124) MERCEDES-BENZ KOMBI MERCEDES-BENZ S-CLASS SALOON (W126) MERCEDES-BENZ SL MERCEDES-BENZ S-W116 MERCEDES-BENZ W114/W115 MERCEDES-BENZ W114/W115 MERCEDES-BENZ W123	2.5, 2.3, 2.0 (M102.961), 2.0D, 1.8 3.0 3.2, 2.2, 2.3, 3.0 2.0D, 3.0D, 2.8, 6.0, 2.0, 2.5D, 3.0, 3.2, 5.0, 2.2, 4.2 3.6 2.0D, 2.5D, 3.0, 5.0, 3.2, 4.2, 2.2, 2.3, 2.6, 2.8, 3.0D, 2.0 2.2, 2.3, 2.6, 2.8, 2.0, 2.5D, 2.0D, 3.0, 3.0D, 3.2 2.7 2.8, 3.0 2.7 2.3, 2.7 3.0D, 2.4D 2.5, 2.7, 2.9D	10/82-08/93 04/92-06/93 03/87-05/93 06/93-06/95 06/93-06/96 12/84-08/93 09/85-07/93 10/79-06/91 03/89-12/01 08/72-07/80 01/68-11/76 01/68-01/77 01/76-12/85	Fitting Position: Rear Mounting Type: Rubber-metal Bearing
 Control Arm/Trailing Arm, wheel suspension	<b>1340100370</b> <i>For reference:</i> 881243303007 1243303007 A1243303007	MERCEDES-BENZ 190 MERCEDES-BENZ COUPE MERCEDES-BENZ E-CLASS MERCEDES-BENZ E-CLASS SALOON (W124) MERCEDES-BENZ KOMBI MERCEDES-BENZ SL	1.8, 2.5D, 2.0, 2.0D, 2.2D, 2.3, 2.5, 2.6 2.3, 2.2, 3.0 2.2, 2.0D, 2.5D, 2.0, 2.8, 3.0D, 5.0, 6.0 2.0, 5.0, 2.3, 2.8, 2.2, 2.5D, 2.6, 3.0, 3.0D, 2.0D 2.5D, 3.0, 2.2, 2.6, 2.0, 2.0D, 2.3, 2.8, 3.0D 3.2, 2.8, 3.0, 5.0, 6.0	10/82-08/93 03/87-05/93 06/93-06/95 12/84-08/93 09/85-07/93 03/89-12/01	Fitting Position: Front Axle Left Fitting Position: Lower Steering arm type: Control Arm Supplementary Article/Info 2: with ball joint
 Control Arm/Trailing Arm, wheel suspension	<b>1340100380</b> <i>For reference:</i> 881243303107 1243303107 A1243303107	MERCEDES-BENZ 190 MERCEDES-BENZ COUPE MERCEDES-BENZ E-CLASS MERCEDES-BENZ E-CLASS SALOON (W124) MERCEDES-BENZ KOMBI MERCEDES-BENZ SL	1.8, 2.2D, 2.5D, 2.5, 2.0, 2.0D, 2.3, 2.6 2.2, 2.3, 3.0 2.2, 2.0D, 3.0D, 5.0, 2.0, 2.5D, 2.8, 6.0 2.0, 2.0D, 2.5D, 2.2, 2.3, 2.6, 2.8, 3.0, 3.0D, 5.0 3.0, 3.0D, 2.2, 2.3, 2.6, 2.0, 2.0D, 2.5D, 2.8 3.0, 3.2, 5.0, 2.8, 6.0	10/82-08/93 03/87-05/93 06/93-06/95 12/84-08/93 09/85-07/93 03/89-12/01	Fitting Position: Front Axle Right Fitting Position: Lower Steering arm type: Control Arm Supplementary Article/Info 2: with ball joint

Description	Item no.	Application	Engine	Year	Criteria / Information
 <p>Repair Kit, control arm</p>	<b>1340200510</b> For reference: 881243300675 1243300675 A1243300675	MERCEDES-BENZ 190  MERCEDES-BENZ CABRIOLET MERCEDES-BENZ COUPE MERCEDES-BENZ E-CLASS MERCEDES-BENZ E-CLASS MERCEDES-BENZ E-CLASS MERCEDES-BENZ E-CLASS SALOON (W124) MERCEDES-BENZ KOMBI MERCEDES-BENZ SL	2.5D, 2.0 (M102.961), 2.0D, 2.3, 2.6, 1.8 3.0  2.2, 3.0, 3.2  2.2, 3.0D, 2.0D, 2.5D, 2.8, 5.0, 2.0, 4.2 3.2 (M104.992)  3.6  2.0D, 2.2, 2.8, 3.2, 4.2, 2.0, 3.0D, 2.5D, 3.0 (M103.983) 2.3, 3.0, 3.0D, 2.0 (M102.963), 2.5D 2.8 (M112.923), 3.0, 3.2, 5.0 (M119.972), 6.0 (M120.983)	10/82-08/93  04/92-06/93  03/87-05/93  06/93-06/95  06/93-03/98  06/93-06/97  12/84-08/93  09/85-07/93  03/89-12/01	Fitting Position: Front Axle Left Fitting Position: Front Axle Right
 <p>Repair Kit, control arm</p>	<b>1340200810</b> For reference: 882013300075 2013300075 2013300275 A2013300075 A2013300275	MERCEDES-BENZ 190  MERCEDES-BENZ E-CLASS MERCEDES-BENZ E-CLASS SALOON (W124) MERCEDES-BENZ KOMBI	2.5D, 1.8, 2.0 (M102.961), 2.0D 2.5D, 5.0, 2.0  2.0D, 2.0, 3.0D, 2.6, 3.0 (M103.983), 2.5D  2.5D	10/82-08/93  06/93-06/95  12/84-08/93  09/85-07/93	Fitting Position: Front Axle Left Fitting Position: Front Axle Right
 <p>Ball Joint</p>	<b>1340300300</b> For reference: 88124330327 1243330127 1243330327 A1243330127 A1243330327	MERCEDES-BENZ 190  MERCEDES-BENZ COUPE MERCEDES-BENZ E-CLASS MERCEDES-BENZ E-CLASS MERCEDES-BENZ E-CLASS SALOON (W124) MERCEDES-BENZ KOMBI MERCEDES-BENZ R107/C107 MERCEDES-BENZ SL	2.0, 2.0D, 1.8, 2.3, 2.5, 2.5D, 2.6 3.0, 3.2, 2.2, 2.3  2.0, 2.0D, 2.5D, 2.2, 2.8, 3.0D, 5.0, 6.0 3.2  4.2, 2.2, 2.5D, 3.0, 3.2, 2.3, 2.6, 2.8, 2.0, 3.0D, 5.0, 2.0D 2.2, 2.3, 2.6, 2.8, 3.0, 3.0D, 2.0, 2.0D, 2.5D 2.9, 4.9, 4.1  3.0, 3.2, 5.0, 6.0, 2.8	10/82-08/93  03/87-05/93  06/93-06/95  06/93-06/96  12/84-08/93  09/85-07/93  05/71-12/89  03/89-12/01	Fitting Position: Front Axle Left Fitting Position: Front Axle Right Fitting Position: Lower
 <p>Bracket, stabilizer mounting</p>	<b>1340550170</b> For reference: 881243230426 1243230026 1243230426 1243232740 A1243230026 A1243230426 A1243232740	MERCEDES-BENZ CABRIOLET MERCEDES-BENZ COUPE MERCEDES-BENZ E-CLASS MERCEDES-BENZ E-CLASS MERCEDES-BENZ E-CLASS SALOON (W124) MERCEDES-BENZ KOMBI	3.0  3.0, 3.2, 2.2, 2.3  2.0, 3.0D, 2.8, 6.0, 2.0D, 2.2, 2.5D, 3.0, 3.2 3.6  2.0D, 2.5D, 3.0, 3.0D, 3.2, 2.2, 2.6, 4.2, 2.0, 2.3, 2.8, 5.0 2.3, 2.6, 2.8, 2.0, 2.0D, 3.0D, 2.2, 2.5D, 3.0, 3.2	04/92-06/93  03/87-05/93  06/93-06/95  06/93-06/96  12/84-08/93  09/85-07/93	Fitting Position: Front Axle Left Fitting Position: Front Fitting Position: inner
 <p>Bracket, stabilizer mounting</p>	<b>1340550180</b> For reference: 881243230526 1242322840 1243230126 1243230526 A1242322840 A1243230126 A1243230526	MERCEDES-BENZ CABRIOLET MERCEDES-BENZ COUPE MERCEDES-BENZ E-CLASS MERCEDES-BENZ E-CLASS MERCEDES-BENZ E-CLASS SALOON (W124) MERCEDES-BENZ KOMBI	3.0  3.2, 2.2, 2.3, 3.0  2.2, 2.8, 2.0, 3.0, 3.0D, 2.5D, 3.2, 2.0D 3.6  2.0D, 2.5D, 3.2, 2.2, 2.3, 2.6, 2.8, 3.0, 3.0D, 5.0, 2.0, 4.2 2.0, 2.0D, 3.0, 3.0D, 2.2, 2.3, 2.6, 2.8, 2.5D, 3.2	04/92-06/93  03/87-05/93  06/93-06/95  06/93-06/96  12/84-08/93  09/85-07/93	Fitting Position: Front Axle Right Fitting Position: Front Fitting Position: inner





Description	Item no.	Application	Engine	Year	Criteria / Information
 <p>Repair Kit, stabiliser bush</p>	<b>1340550610</b> <i>For reference:</i> 881243200447 1243200447 1243202147 2013200447 A1243200447 A1243202147	MERCEDES-BENZ COUPE MERCEDES-BENZ E-CLASS SALOON (W124)	2.3 2.0, 2.0D, 2.3	03/87-05/93 12/84-08/93	Fitting Position: Front Axle Left Fitting Position: Front Axle Right Suspension: for vehicles without sports suspension
 <p>Bushing, stabiliser bar</p>	<b>1340600200</b> <i>For reference:</i> 881243234985 1243232385 1243234985 A1243232385 A1243234985	MERCEDES-BENZ 190 MERCEDES-BENZ C-CLASS MERCEDES-BENZ C-CLASS MERCEDES-BENZ CLK MERCEDES-BENZ COUPE MERCEDES-BENZ E-CLASS MERCEDES-BENZ E-CLASS MERCEDES-BENZ E-CLASS MERCEDES-BENZ E-CLASS MERCEDES-BENZ E-CLASS SALOON (W124) MERCEDES-BENZ SL MERCEDES-BENZ SLK	2.6 2.2, 2.2D, 2.3, 3.6, 4.3, 2.0D, 2.4, 1.8, 2.8, 2.0, 2.5D 2.6 2.0, 5.4, 2.3, 4.3, 3.2 2.2, 2.3, 3.0, 3.2 2.0D, 2.5D, 2.8, 3.2, 2.0, 2.2, 3.0D 3.6 4.3 2.2, 2.3, 2.6, 2.8, 2.0, 3.0, 3.0D, 2.5D, 3.2, 2.0D 2.8, 6.0, 3.0, 3.2, 5.0 2.3, 2.0, 3.2	10/82-08/93 03/93-05/00 06/96-03/01 06/97-03/02 03/87-05/93 06/93-06/95 06/93-06/97 06/95-03/02 12/84-08/93 03/89-12/01 09/96-04/04	Fitting Position: Front Axle Left Fitting Position: Front Axle Right Fitting Position: Outer Inner diameter [mm]: 18
 <p>Wheel bearing, front, inner</p>	<b>8141200300</b> <i>For reference:</i> 405210003 0009815805 0328018 11055119 211405625 2114056251 328018 40210A0100 99905909800 A0009815805	MERCEDES-BENZ 190 MERCEDES-BENZ 230-280SL MERCEDES-BENZ COUPE MERCEDES-BENZ E-CLASS MERCEDES-BENZ E-CLASS MERCEDES-BENZ E-CLASS SALOON (W124) MERCEDES-BENZ KOMBI MERCEDES-BENZ R107/C107 MERCEDES-BENZ R107/C107 MERCEDES-BENZ S-CLASS COUPE MERCEDES-BENZ S-W108/109 MERCEDES-BENZ S-W116 MERCEDES-BENZ W110-112 MERCEDES-BENZ W110-112 MERCEDES-BENZ W110-112 MERCEDES-BENZ W114/W115 MERCEDES-BENZ W114/W115	2.3, 2.5D, 2.6, 2.0, 2.5, 1.8, 2.0D 2.5, 2.3, 2.7 2.3, 2.2, 3.0, 3.2 2.8, 6.0, 2.5D, 3.0, 3.0D, 3.2, 5.0, 2.0, 2.0D, 2.2, 4.2 3.6 2.0D, 4.2, 2.3, 2.5D, 2.8, 2.2, 2.6, 3.0, 3.0D, 3.2, 5.0, 2.0 2.3, 2.8, 2.0, 2.0D, 2.5D, 3.0, 3.0D, 3.2, 2.2, 2.6 4.1, 2.9 4.5, 2.7, 3.5, 3.8, 4.9 4.9, 5.5, 5.0 2.5, 6.3, 2.7, 3.5 2.7, 3.5, 4.5, 6.8 2.0D, 1.9, 2.0 2.2, 2.3 3.5 2.3, 2.5, 2.7 2.4D, 2.0, 2.0D, 2.2, 2.2D, 3.0D	10/82-08/93 01/63-03/71 03/87-05/93 06/93-06/95 06/93-06/96 12/84-08/93 09/85-07/93 05/71-12/89 05/71-09/81 08/80-06/91 01/66-08/72 08/72-07/80 04/61-02/68 08/59-01/68 09/61-12/71 01/68-11/76 01/68-01/77	Fitting Position: Front Axle left and right Fitting Position: inner
 <p>Wheel Bearing Kit</p>	<b>1341300510</b> <i>For reference:</i> 882013300251 0009815805 0009815905 2013300251 A2013300251	MERCEDES-BENZ 190 MERCEDES-BENZ COUPE MERCEDES-BENZ E-CLASS MERCEDES-BENZ E-CLASS MERCEDES-BENZ E-CLASS SALOON (W124) MERCEDES-BENZ KOMBI MERCEDES-BENZ R107/C107	2.3, 2.5 2.2, 3.0, 3.2, 2.3 2.8, 2.0, 3.0D, 2.2, 2.5D, 3.2, 2.0D 3.6 2.2, 2.6, 2.0D, 2.5D, 3.0, 3.0D, 3.2, 2.3, 2.8, 2.0 2.0, 2.0D, 3.0D, 2.3, 2.8, 2.2, 2.5D, 3.0, 3.2 4.1, 2.9, 4.9	10/82-08/93 03/87-05/93 06/93-06/95 06/93-06/97 12/84-08/93 09/85-07/93 05/71-12/89	Fitting Position: Front Axle Left Fitting Position: Front Axle Right Inner diameter 1 [mm]: 32 Inner diameter 2 [mm]: 19 Outer diameter 1 [mm]: 59 Outer diameter 2 [mm]: 45 Height 1 [mm]: 17 Height 2 [mm]: 17





Description	Item no.	Application	Engine	Year	Criteria / Information
 Suspension Spring	<b>1342206800</b> <i>For reference:</i> 1243212004 1243212104 A1243212104	MERCEDES-BENZ COUPE MERCEDES-BENZ E-CLASS MERCEDES-BENZ E-CLASS SALOON (W124) MERCEDES-BENZ KOMBI	2.2, 3.0, 3.2, 2.3 2.0, 3.2, 2.5D, 3.0D, 2.2, 2.8 2.2, 2.5D, 2.6, 3.0D (OM603.960), 2.3, 2.8, 3.0 (M103.980), 2.0, 3.2 2.0 (102.963), 2.0D, 2.5D, 3.0, 3.0D, 3.2, 2.2, 2.3, 2.8	03/87-05/93 06/93-06/95 12/84-08/93 09/85-07/93	Fitting Position: Front Axle Spring Design: Coil spring with constant wire diameter Length [mm]: 438 Outer diameter [mm]: 110 Diameter [mm]: 14,45 Colour Coding: Red Colour Coding: Yellow (3x)
 Suspension Strut Support Mount	<b>1342300200</b> <i>For reference:</i> 881243201444 1243201444 A1243201444	MERCEDES-BENZ COUPE MERCEDES-BENZ E-CLASS MERCEDES-BENZ E-CLASS SALOON (W124) MERCEDES-BENZ KOMBI	2.2, 2.3, 3.0, 3.2 2.2, 2.5D, 3.0D, 3.2, 2.8, 4.2, 2.0, 2.0D, 5.0 2.3, 2.8, 2.2, 2.6, 2.5D, 3.0, 3.0D, 3.2, 5.0, 2.0, 2.0D, 4.2 2.0, 2.0D, 2.5D, 3.0, 3.0D, 3.2, 2.2, 2.6, 2.3, 2.8	03/87-05/93 06/93-06/95 12/84-08/93 09/85-07/93	Fitting Position: Front Axle Left Fitting Position: Front Axle Right Supplementary Article/Info 2: without ball bearing
 Rubber Buffer, suspension	<b>1342600100</b> <i>For reference:</i> 881243230744 1243230744 1293230544 A1243230744 A1293230544	MERCEDES-BENZ 190 MERCEDES-BENZ CABRIOLET MERCEDES-BENZ COUPE MERCEDES-BENZ E-CLASS MERCEDES-BENZ E-CLASS MERCEDES-BENZ E-CLASS SALOON (W124) MERCEDES-BENZ KOMBI	2.5D, 2.0, 2.3, 2.6, 2.0D, 3.0 2.2, 2.3, 3.0, 3.2 2.8, 3.0D, 3.2, 2.2, 2.0, 2.0D, 2.5D, 4.2 3.6 2.5D, 2.8, 4.2, 2.0, 2.0D, 2.2, 2.3, 2.6, 3.0, 3.0D, 3.2 2.2, 3.0D, 2.0, 2.3, 2.5D, 2.8, 3.0, 2.0D	10/82-08/93 04/92-06/93 03/87-05/93 06/93-06/95 06/93-06/97 12/84-08/93 09/85-07/93	Fitting Position: Front Axle Left Fitting Position: Front Axle Right Suspension:
 Rubber Buffer, suspension	<b>1342600200</b> <i>For reference:</i> 881293230744 1293230744 A1293230744	MERCEDES-BENZ 190 MERCEDES-BENZ COUPE MERCEDES-BENZ E-CLASS MERCEDES-BENZ E-CLASS MERCEDES-BENZ E-CLASS MERCEDES-BENZ E-CLASS SALOON (W124) MERCEDES-BENZ SL	2.0 (M102.961), 2.5D, 2.3, 2.6, 1.8, 2.0D 3.0, 3.2, 2.2, 2.3 2.2, 2.5D, 3.0D, 2.0, 2.8, 2.0D 3.2 3.6 2.8, 2.0D, 3.0, 3.0D, 2.2, 2.3, 2.6, 2.0, 2.5D 3.0, 3.2, 2.8 (M112.923), 5.0 (M119.972)	10/82-08/93 03/87-05/93 06/93-06/95 06/93-06/97 06/93-06/96 12/84-08/93 03/89-12/01	Fitting Position: Front Axle Left Fitting Position: Front Axle Right
 Protective Cap/Bellow, shock absorber	<b>1342700100</b> <i>For reference:</i> 1243230192 1293230092 1293230192 2013230292 A1243230192 A1293230192	MERCEDES-BENZ 190 MERCEDES-BENZ CABRIOLET MERCEDES-BENZ COUPE MERCEDES-BENZ E-CLASS MERCEDES-BENZ E-CLASS	2.0 (M102.961), 2.5 (M102.961), 2.6 (M102.961), 2.0D (M102.961), 2.5D (M102.961), 2.3 (M102.961), 1.8 (M102.961) 3.0 2.3, 2.2, 3.0, 3.2 2.8, 3.0D, 2.5D, 3.0, 2.0D, 4.2 3.2 (M104.992), 2.2 (M104.992), 2.0 (M104.992), 3.6 (M104.992)	10/82-08/93 04/92-06/93 03/87-05/93 06/93-06/95 06/93-06/97	Fitting Position: Front Axle Left Fitting Position: Front Axle Right




Description	Item no.	Application	Engine	Year	Criteria / Information
	<b>1342700100</b>	MERCEDES-BENZ E-CLASS SALOON (W124)  MERCEDES-BENZ KOMBI  MERCEDES-BENZ SL	2.0D (M102.963 M103.983), 4.2 (M102.963 M103.983), 2.3 (M102.963 M103.983), 2.8 (M102.963 M103.983), 2.0 (M102.963 M103.983), 2.2 (M102.963 M103.983), 2.5D (M102.963 M103.983), 2.6 (M102.963 M103.983), 3.0 (M102.963 M103.983), 3.0D (M102.963 M103.983), 3.2 (M102.963 M103.983), 2.3 (M102.963 M103.983), 2.8 (M102.963 M103.983), 3.0D (M102.963 M103.983), 2.2 (M102.963 M103.983), 2.5D (M102.963 M103.983), 3.0 (M102.963 M103.983), 2.0 (M102.963 M103.983), 2.0D (M102.963 M103.983), 2.8, 3.0, 6.0, 3.2	12/84-08/93  09/85-07/93  03/89-12/01	
  Dust Cover Kit, shock absorber	<b>1342703810</b> <i>For reference:</i>	MERCEDES-BENZ 190  MERCEDES-BENZ COUPE MERCEDES-BENZ E-CLASS MERCEDES-BENZ E-CLASS SALOON (W124) MERCEDES-BENZ KOMBI	2.3, 2.6, 1.8, 2.5D, 2.5, 2.0, 2.0D 2.2, 2.3, 3.0, 3.2  2.8, 2.2, 2.0D, 3.0D, 3.2, 5.0, 2.0, 2.5D 2.0, 2.0D, 2.5D, 2.8, 2.2, 2.3, 2.6, 3.0, 3.0D, 3.2  2.8, 3.0, 3.0D, 3.2, 2.2, 2.3, 2.6, 2.0, 2.0D, 2.5D	10/82-08/93  03/87-05/93  06/93-06/95  12/84-08/93  09/85-07/93	
  Bellow Kit, drive shaft	<b>1343700210</b> <i>For reference:</i> 1243500137 1243500237 1243500437 1243570191 1243570291 1263500537 1403500337 2013500537 A1243500137 A1243500237 A1243500437 A1243570191 A1243570291 A1263500537 A1403500337 A2013500537	MERCEDES-BENZ 190 MERCEDES-BENZ CABRIOLET MERCEDES-BENZ COUPE MERCEDES-BENZ E-CLASS MERCEDES-BENZ E-CLASS SALOON (W124) MERCEDES-BENZ KOMBI	2.5D, 2.6 3.0  3.0  2.8, 2.5D, 3.0D  3.2  2.6, 3.0D, 2.5D, 3.0  3.0, 2.6, 3.0D	10/82-08/93 04/92-06/93  03/87-05/93  06/93-06/95  06/93-06/97  12/84-08/93  09/85-07/93	Inner diameter 1 [mm]: 22 Inner diameter 2 [mm]: 64 Height [mm]: 96 Material: Elastomer
  Bellow Kit, drive shaft	<b>1343700310</b> <i>For reference:</i> 1243500337 1293500137 1293500237 1293570191 1403500137 A1243500337 A1293500137 A1293500237 A1293570191 A1403500137	MERCEDES-BENZ 190 MERCEDES-BENZ CABRIOLET MERCEDES-BENZ C-CLASS MERCEDES-BENZ COUPE MERCEDES-BENZ E-CLASS MERCEDES-BENZ E-CLASS SALOON (W124) MERCEDES-BENZ KOMBI MERCEDES-BENZ S-CLASS COUPE MERCEDES-BENZ S-CLASS SALOON MERCEDES-BENZ SL	2.5D, 2.6 3.0  2.8, 3.6  3.0, 3.2  2.5D, 3.0, 3.0D, 3.2, 5.0, 4.2, 2.8, 6.0 3.6  2.8, 2.6, 3.0, 3.0D, 3.2, 5.0, 4.2  3.0, 3.0D, 3.2, 2.8  5.0, 4.2, 6.0  2.8, 4.2, 6.0, 3.2, 3.4D, 5.0  3.0, 2.8, 5.0, 6.0	10/82-08/93 04/92-06/93  03/93-05/00  03/87-05/93  06/93-06/95  06/93-06/96  12/84-08/93  09/85-07/93  07/92-12/99  02/91-10/98  03/89-12/01	Fitting Position: Transmission End Fitting Position: Wheel Side Inner diameter 1 [mm]: 29 Inner diameter 2 [mm]: 64 Length [mm]: 97 Material: Elastomer

Description	Item no.	Application	Engine	Year	Criteria / Information
 Tie Rod	<b>1344400400</b> <i>For reference:</i> 881244601205 1244601205 A1244601205	MERCEDES-BENZ CABRIOLET MERCEDES-BENZ COUPE MERCEDES-BENZ E-CLASS MERCEDES-BENZ E-CLASS MERCEDES-BENZ E-CLASS SALOON (W124) MERCEDES-BENZ KOMBI	3.0 2.2, 2.3, 3.0, 3.2 2.2, 3.0D, 3.2, 2.5D, 2.8, 2.0, 2.0D 3.6 2.2, 2.3, 2.6, 2.8, 2.0D, 3.0, 3.0D (OM603.960), 2.0, 2.5D, 3.2 2.0, 2.5D, 3.0, 2.0D, 3.0D, 2.3, 2.6	04/92-06/93 03/87-05/93 06/93-06/95 06/93-06/97 12/84-08/93 09/85-07/93	Fitting Position: Front Axle
 Tie Rod	<b>1344401800</b> <i>For reference:</i> 0013305435 0013305535 1293300303 A0013305435 A0013305535 A1293300303	MERCEDES-BENZ E-CLASS MERCEDES-BENZ E-CLASS SALOON (W124) MERCEDES-BENZ SL	5.0, 6.0, 4.2 4.2, 5.0 2.8, 5.0, 3.0, 3.2, 6.0	06/93-06/95 12/84-08/93 03/89-12/01	
 Tie Rod	<b>1344402600</b> <i>For reference:</i> 1243300803 1243300903 A1243300803 A1243300903	MERCEDES-BENZ CABRIOLET MERCEDES-BENZ COUPE MERCEDES-BENZ E-CLASS  MERCEDES-BENZ E-CLASS MERCEDES-BENZ E-CLASS SALOON (W124) MERCEDES-BENZ KOMBI	3.0 3.2, 2.2, 2.3, 3.0 2.0D, 2.0, 3.0, 3.0D, 5.0, 2.2, 2.8, 4.2, 6.0, 2.5D, 3.2, 3.6 2.0, 4.2, 2.0D, 2.5D, 3.2, 2.2, 2.3, 2.6, 2.8, 3.0, 3.0D, 5.0 2.2, 2.3, 2.6, 2.8, 2.0, 2.0D, 3.0, 3.0D, 2.5D, 3.2	04/92-06/93 03/87-05/93 06/93-06/95 06/93-06/96 12/84-08/93 09/85-07/93	Fitting Position: Front Axle Left Fitting Position: Front Axle Right
 Repair Kit, axle beam	<b>1350100110</b> <i>For reference:</i> 881243506408 05139237AA 1243500341 1243500864 1243506408 1243516408 5139237AA A1243500341 A1243500864 A1243506408	MERCEDES-BENZ 190  MERCEDES-BENZ C-CLASS  MERCEDES-BENZ CLK  MERCEDES-BENZ COUPE MERCEDES-BENZ E-CLASS MERCEDES-BENZ E-CLASS SALOON (W124) MERCEDES-BENZ KOMBI	1.8, 2.0D, 2.5D, 2.3, 2.6, 2.0 (M102.961), 2.5 2.2, 1.8 (M111.920), 2.2D, 2.3, 2.8, 2.0 (M111.941), 3.6, 4.3, 2.0D, 2.4, 2.5D 2.3 (M111.975), 2.0 (M111.945), 3.2, 4.3 2.2, 2.3 2.2, 2.5D, 3.0D, 2.0, 2.0D 2.2, 2.0, 2.0D, 2.3, 2.5D, 3.0D 2.0D, 3.0D (OM603.963), 2.0 (M102.963), 2.2, 2.5D, 2.3	10/82-08/93 03/93-05/00  06/97-03/02 03/87-05/93 06/93-06/95 12/84-08/93 09/85-07/93	Fitting Position: Rear Axle Left Fitting Position: Rear Axle Right Fitting Position: Front Quantity Unit: Kit
 Mounting, axle beam	<b>1350100200</b> <i>For reference:</i> 881243510242 1243506608 1243510242 A1243506608 A1243510242	MERCEDES-BENZ CABRIOLET MERCEDES-BENZ COUPE MERCEDES-BENZ E-CLASS MERCEDES-BENZ E-CLASS MERCEDES-BENZ E-CLASS SALOON (W124) MERCEDES-BENZ KOMBI	3.0 3.0, 3.2, 2.2, 2.3 2.0, 2.2, 2.8, 3.0, 3.0D, 4.2, 2.0D, 2.5D, 3.2 3.6 2.0, 3.0, 3.0D, 2.0D, 2.5D, 2.3, 2.6, 4.2 2.5D, 2.3, 3.0, 3.0D, 2.0D, 2.0	04/92-06/93 03/87-05/93 06/93-06/95 06/93-06/96 12/84-08/93 09/85-07/93	Fitting Position: Rear Axle Left Fitting Position: Rear Axle Right Fitting Position: Rear Suspension:

Description	Item no.	Application	Engine	Year	Criteria / Information
 <p>Mounting, axle beam</p>	<b>1350100500</b> <i>For reference:</i> 881243527765 1243524165 1243527765 A1243524165 A1243527765	MERCEDES-BENZ CABRIOLET MERCEDES-BENZ COUPE MERCEDES-BENZ E-CLASS MERCEDES-BENZ E-CLASS MERCEDES-BENZ E-CLASS SALOON (W124) MERCEDES-BENZ KOMBI	3.0 2.2, 2.3, 3.2, 3.0 2.0D, 2.5D, 3.0, 2.2, 2.8, 3.0D, 2.0, 3.2 3.6 2.2, 2.3, 2.6, 2.8, 3.2, 2.0D, 2.5D, 3.0, 2.0, 3.0D 2.2, 2.3, 2.6, 2.8, 3.0, 3.0D, 2.0, 2.0D, 2.5D, 3.2	04/92-06/93 03/87-05/93 06/93-06/95 06/93-06/96 12/84-08/93 09/85-07/93	Fitting Position: Rear Axle Left Fitting Position: Rear Axle Right Fitting Position: Rear
 <p>Repair Kit, axle beam</p>	<b>1350101710</b> <i>For reference:</i> 881243500441 1243500441 1243508608 A1243500441 A1243508608	MERCEDES-BENZ CABRIOLET MERCEDES-BENZ COUPE MERCEDES-BENZ E-CLASS MERCEDES-BENZ E-CLASS MERCEDES-BENZ E-CLASS SALOON (W124) MERCEDES-BENZ KOMBI MERCEDES-BENZ SL MERCEDES-BENZ SLK	3.0 3.0, 3.2 3.0, 3.2, 4.2, 6.0, 2.8, 5.0 3.6 2.8, 5.0, 2.6, 3.0, 3.2, 4.2 2.8, 3.0, 3.2 2.8, 3.2, 6.0, 3.0, 5.0 2.3, 2.0	04/92-06/93 03/87-05/93 06/93-06/95 06/93-06/96 12/84-08/93 09/85-07/93 03/89-12/01 09/96-04/04	Fitting Position: Rear Axle Left Fitting Position: Rear Axle Right Fitting Position: Front Supplementary Article/ Supplementary Info: with accessories
 <p>Link/Coupling Rod, stabiliser</p>	<b>1350200500</b> <i>For reference:</i> 882103502153 1243500153 2013500653 2013500953 2013501953 2013502753 2013502953 2013503153 2013503253 2103500653 2103500953 2103501453 2103501853 2103502153 2103502753 A1243500153 A2013501953 A2013502753 A2013503253 A2103500653 A2103500953 A2103501453 A2103501853 A2103502153	MERCEDES-BENZ 190 MERCEDES-BENZ CABRIOLET MERCEDES-BENZ C-CLASS MERCEDES-BENZ C-CLASS MERCEDES-BENZ CLK MERCEDES-BENZ CLK MERCEDES-BENZ COUPE MERCEDES-BENZ E-CLASS MERCEDES-BENZ E-CLASS MERCEDES-BENZ E-CLASS SALOON (W124) MERCEDES-BENZ KOMBI MERCEDES-BENZ SL MERCEDES-BENZ SLK	2.0, 1.8, 2.3, 2.0D, 2.5, 2.5D, 2.6 3.0 1.8, 2.2D, 2.5D, 2.0, 2.0D, 2.4, 3.6, 4.3, 2.2, 2.3, 2.8 2.6 5.4, 3.2, 2.0, 4.3, 2.3 2.3, 3.0, 3.2, 2.2 2.0, 2.0D, 3.0D, 5.0, 2.2, 2.8, 2.5D, 3.0, 3.2, 4.2, 6.0 2.3, 2.6, 2.7D, 3.2D, 4.3, 2.2D, 2.4, 2.9D, 5.4 3.6 2.5D, 3.0, 3.2, 4.2, 2.2, 2.3, 2.6, 2.8, 3.0D, 5.0, 2.0, 2.0D 2.0D, 2.5D, 2.0, 3.0, 3.2, 2.2, 2.3, 2.6, 2.8, 3.0D 2.8, 3.0, 5.0, 3.2, 6.0 2.3, 2.0, 3.2	10/82-08/93 04/92-06/93 03/93-05/00 06/96-03/01 06/97-03/02 03/87-05/93 06/93-06/95 06/95-03/02 06/93-06/96 12/84-08/93 09/85-07/93 03/89-12/01 09/96-04/04	Fitting Position: Rear Axle Left Fitting Position: Rear Axle Right Rod/Strut: Guide Rod
 <p>Control Arm/Trailing Arm, wheel suspension</p>	<b>1350200600</b> <i>For reference:</i> 882103503306 1243504206 2013503906 2013504306 2013504406 2013504706 2013505606 2103503306 A1243504206 A2013503906 A2013504306 A2013504406 A2013504706 A2013505606 A2103503306 K05099785AA	MERCEDES-BENZ 190 MERCEDES-BENZ CABRIOLET MERCEDES-BENZ C-CLASS MERCEDES-BENZ C-CLASS MERCEDES-BENZ C-CLASS MERCEDES-BENZ CLC-CLASS MERCEDES-BENZ CLK MERCEDES-BENZ CLK MERCEDES-BENZ CLK MERCEDES-BENZ COUPE MERCEDES-BENZ E-CLASS MERCEDES-BENZ E-CLASS MERCEDES-BENZ E-CLASS MERCEDES-BENZ E-CLASS SALOON (W124) MERCEDES-BENZ KOMBI MERCEDES-BENZ SL MERCEDES-BENZ SLK	2.0D, 2.5D, 2.5, 2.6, 1.8, 2.3, 2.0 3.0 2.2, 2.2D, 2.3, 2.8, 3.6, 4.3, 2.0, 2.4, 1.8, 2.0D, 2.5D 2.6 3.5, 3.0, 3.0D, 2.7D, 5.4, 2.5, 3.2 3.5, 1.6, 2.1D, 2.5, 1.8 3.0D, 2.2D, 2.6, 5.5, 1.8, 2.7D, 3.5, 6.2, 3.0, 5.0 5.4, 2.3, 3.2, 4.3, 2.0 2.2, 2.3, 3.0, 3.2 2.1D 2.2D, 4.3, 2.7D, 2.9D, 5.4, 2.4, 3.2D, 2.3, 2.6 2.5D, 3.0, 3.2, 4.2, 2.0, 2.0D, 3.6, 2.2, 2.8, 3.0D, 5.0, 6.0 2.3, 2.6, 2.8, 2.0, 2.0D, 3.0D, 5.0, 2.2, 2.5D, 3.0, 3.2, 4.2 3.0D, 2.5D, 3.0, 3.2, 2.0, 2.0D, 2.2, 2.3, 2.6, 2.8 7.3, 2.8, 3.2, 6.0, 3.0, 5.0 1.8, 5.5, 3.5, 3.0	10/82-08/93 04/92-06/93 03/93-05/00 06/96-03/01 05/00-02/07 05/08-06/11 06/02-05/09 06/97-03/02 03/87-05/93 06/96-03/03 06/95-03/02 06/93-06/95 12/84-08/93 09/85-07/93 03/89-12/01 03/04-02/11	Fitting Position: Rear Axle Left Fitting Position: Rear Axle Right Steering arm type: Control Arm






Description	Item no.	Application	Engine	Year	Criteria / Information	
 <p>Control Arm/Trailing Arm, wheel suspension</p>	<b>1350200700</b> <i>For reference:</i> 882103503406 1243500806 1243502206 1243502306 1243502606 1243502706 1243505906 1243507006 1243507606 1243507706 1293500406 1293500506 1293500906 2013503306 2103501606 2103501706 2103502406 2103502506 2103503406 2103503506 A1243500806 A1243502206 A1243502306 A1243502606 A1243502706 A1243505906 A1243507006 A1243507606 A1243507706 A1293500406 A1293500506 A1293500906 A2013503306 A2103501606 A2103501706 A2103502406 A2103502506 A2103503406 A2103503506 K05099786AA	MERCEDES-BENZ 190  MERCEDES-BENZ CABRIOLET MERCEDES-BENZ C-CLASS  MERCEDES-BENZ C-CLASS MERCEDES-BENZ C-CLASS MERCEDES-BENZ CLC-CLASS MERCEDES-BENZ CLK MERCEDES-BENZ CLK  MERCEDES-BENZ COUPE MERCEDES-BENZ E-CLASS  MERCEDES-BENZ E-CLASS MERCEDES-BENZ E-CLASS SALOON (W124) MERCEDES-BENZ KOMBI MERCEDES-BENZ SL MERCEDES-BENZ SLK MERCEDES-BENZ SLK	2.3, 2.6, 2.0, 2.5, 2.5D, 1.8, 2.0D 3.0  2.0, 1.8, 2.2D, 2.3, 2.8, 3.6, 2.2, 2.0D, 2.4, 4.3, 2.5D 2.6  5.4, 3.5, 2.5, 2.7D, 3.0, 3.0D, 3.2 1.8, 3.5, 1.6, 2.1D, 2.5  2.0, 5.4, 3.2, 4.3, 2.3 3.5, 5.5, 1.8, 2.2D, 3.0, 2.6, 6.2, 2.7D, 3.0D, 5.0 2.2, 2.3, 3.0, 3.2  2.0, 2.0D, 2.5D, 3.6, 4.2, 3.0, 3.0D, 3.2, 5.0, 2.2, 2.8, 6.0 2.1D  4.3, 2.2D, 2.4, 2.6, 2.7D, 2.9D, 3.2D, 2.3, 5.4 2.2, 2.3, 2.6, 3.0, 3.0D, 3.2, 5.0, 2.5D, 2.8, 4.2, 2.0, 2.0D 2.0, 2.0D, 2.5D, 2.2, 2.6, 3.0, 3.2, 2.3, 2.8, 3.0D 7.3, 3.0, 3.2, 6.0, 2.8, 5.0 2.0, 3.2, 2.3 3.5, 5.5, 3.0, 1.8	10/82-08/93  04/92-06/93  03/93-05/00  06/96-03/01  05/00-02/07  05/08-06/11  06/97-03/02 06/02-05/09  03/87-05/93  06/93-06/95  06/96-03/03  06/95-03/02  12/84-08/93  09/85-07/93  03/89-12/01 09/96-04/04 03/04-02/11	Fitting Position: Rear Axle Left Fitting Position: Rear Axle Right Fitting Position: Upper Steering arm type: Control Arm	
	 <p>Control Arm/Trailing Arm, wheel suspension</p>	<b>1350200800</b> <i>For reference:</i> 882103503806 1243500129 2103500029 2103503806 A1243500129 A2103500029 A2103503806 K051134572AA	MERCEDES-BENZ 190  MERCEDES-BENZ CABRIOLET MERCEDES-BENZ C-CLASS  MERCEDES-BENZ C-CLASS MERCEDES-BENZ CLC-CLASS MERCEDES-BENZ CLK  MERCEDES-BENZ CLK MERCEDES-BENZ COUPE MERCEDES-BENZ E-CLASS MERCEDES-BENZ E-CLASS MERCEDES-BENZ E-CLASS  MERCEDES-BENZ E-CLASS MERCEDES-BENZ E-CLASS SALOON (W124) MERCEDES-BENZ KOMBI MERCEDES-BENZ SL MERCEDES-BENZ SLK MERCEDES-BENZ SLK	2.5, 2.5D, 2.6, 2.3, 2.0, 1.8, 2.0D 3.0  2.2, 2.3, 2.8, 1.8, 2.2D, 2.5D, 3.6, 4.3, 2.0, 2.0D, 2.4 2.6  3.0, 3.0D, 2.5, 2.7D, 5.4, 3.2, 3.5 1.8, 3.5, 2.1D, 2.5, 1.6  2.2D, 2.6, 3.0, 3.0D, 5.0, 1.8, 3.5, 5.5, 6.2, 2.7D 2.3, 3.2, 2.0, 5.4, 4.3 3.0, 2.2, 2.3, 3.2  2.1D  2.2D, 2.9D, 5.4, 2.3, 2.6, 2.7D, 3.2D, 2.4, 4.3 3.0D, 6.0, 2.2, 2.8, 2.0D, 3.0, 5.0, 2.0, 2.5D, 3.2, 4.2 3.6  2.0D, 2.0, 3.0D, 2.5D, 3.0, 3.2, 4.2, 2.2, 2.3, 2.6, 2.8, 5.0 2.2, 2.3, 2.6, 2.8, 3.0, 3.0D, 2.0D, 2.5D, 3.2, 2.0 2.8, 3.0, 3.2, 5.0, 6.0 1.8, 3.0, 3.5, 5.5 2.0, 2.3, 3.2	10/82-08/93  04/92-06/93  03/93-05/00  06/96-03/01  05/00-02/07  05/08-06/11  06/02-05/09  06/97-03/02 03/87-05/93  06/96-03/03  06/95-03/02  06/93-06/95  06/93-06/96  12/84-08/93  09/85-07/93  03/89-12/01 03/04-02/11 09/96-04/04	Fitting Position: Rear Axle Left Fitting Position: Rear Axle Right Fitting Position: Lower Steering arm type: Control Arm

Description	Item no.	Application	Engine	Year	Criteria / Information
 <p>Mounting, control/trailing arm</p>	<b>1350300100</b> <i>For reference:</i> 881243523465 1243523465 1243529065 A1243523465	MERCEDES-BENZ 190	2.5, 2.3, 2.6, 1.8, 2.0D, 2.5D, 2.0	10/82-08/93	Fitting Position: Rear Axle Left Fitting Position: Rear Axle Right Outer diameter [mm]: 36 Inner diameter [mm]: 12
		MERCEDES-BENZ CABRIOLET	3.0	04/92-06/93	
		MERCEDES-BENZ C-CLASS	2.2D, 2.4, 1.8, 2.3, 2.8, 2.2, 2.0, 2.0D, 2.5D, 3.6, 4.3	03/93-05/00	
		MERCEDES-BENZ C-CLASS	2.6	06/96-03/01	
		MERCEDES-BENZ C-CLASS	3.0, 3.0D, 3.2, 5.4, 2.5, 2.7D, 3.5	05/00-02/07	
		MERCEDES-BENZ CLK	2.6, 2.7D, 1.8, 2.2D, 6.2, 3.0, 3.0D, 5.0, 3.5, 5.5	06/02-05/09	
		MERCEDES-BENZ CLK COUPE	4.3, 2.3, 5.4, 3.2, 2.0	06/97-03/02	
		MERCEDES-BENZ E-CLASS	3.0, 3.2, 2.2, 2.3	03/87-05/93	
		MERCEDES-BENZ E-CLASS	2.0, 2.0D, 6.0, 2.5D, 2.8, 3.6, 4.2, 2.2, 3.0, 3.0D, 3.2, 5.0	06/93-06/95	
		MERCEDES-BENZ E-CLASS	2.1D	06/96-03/03	
		MERCEDES-BENZ E-CLASS	5.4, 2.2D, 2.4, 2.7D, 2.9D, 3.2D, 4.3, 2.3, 2.6	06/95-03/02	
		MERCEDES-BENZ E-CLASS SALOON (W124)	2.0D, 3.0, 3.0D, 5.0, 2.0, 2.5D, 3.2, 4.2, 2.2, 2.3, 2.6, 2.8	12/84-08/93	
		MERCEDES-BENZ KOMBI	2.0, 2.5D, 2.2, 2.3, 2.6, 2.8, 2.0D, 3.0, 3.0D, 3.2	09/85-07/93	
		MERCEDES-BENZ SL	3.0, 3.2, 5.0, 2.8, 6.0	03/89-12/01	
		MERCEDES-BENZ SLC (R172)	2.2D, 2.0, 1.6	01/16-10/17	
		MERCEDES-BENZ SLK	1.8, 3.5, 5.5	03/04-	
		MERCEDES-BENZ SLK	2.0	09/96-	
		MERCEDES-BENZ SLK	2.2D	02/11-	
		MERCEDES-BENZ SLK	3.0	03/04-02/11	
		MERCEDES-BENZ SLK	3.2, 2.3	09/96-04/04	
 <p>Mounting, control/trailing arm</p>	<b>1350300500</b> <i>For reference:</i> 882013528865 1243524365 2013528765 2013528865 A1243524365 A2013528765 A2013528865	MERCEDES-BENZ 190	2.3, 2.6, 2.0, 2.0D, 2.5, 1.8, 2.5D	10/82-08/93	Fitting Position: Rear Axle Left Fitting Position: Rear Axle Right Outer diameter [mm]: 32 Inner diameter [mm]: 12
		MERCEDES-BENZ CABRIOLET	3.0	04/92-06/93	
		MERCEDES-BENZ C-CLASS	2.6	06/96-03/01	
		MERCEDES-BENZ C-CLASS	2.8, 2.0, 2.0D, 2.5D, 3.6, 4.3, 1.8, 2.2D, 2.4, 2.2, 2.3	03/93-05/00	
		MERCEDES-BENZ CLK	5.4, 2.7D, 3.5, 3.0, 3.0D, 3.2, 2.5	05/00-02/07	
		MERCEDES-BENZ CLK COUPE	1.8, 6.2, 3.5, 5.5, 2.6, 2.7D, 2.2D, 3.0, 3.0D, 5.0	06/02-05/09	
		MERCEDES-BENZ E-CLASS	2.3, 5.4, 2.0, 4.3, 3.2	06/97-03/02	
		MERCEDES-BENZ E-CLASS	2.2, 2.3, 3.0, 3.2	03/87-05/93	
		MERCEDES-BENZ E-CLASS	2.7D, 2.9D, 2.4, 5.4, 2.2D, 2.3, 2.6, 3.2D, 4.3	06/95-03/02	
		MERCEDES-BENZ E-CLASS	2.8, 6.0, 2.0, 2.5D, 3.0, 3.2, 5.0, 2.0D, 3.0D, 2.2, 3.6, 4.2	06/93-06/95	
		MERCEDES-BENZ E-CLASS SALOON (W124)	3.2, 4.2, 2.2, 2.3, 2.6, 2.8, 3.0D, 2.0D, 2.5D, 3.0, 5.0, 2.0	12/84-08/93	
		MERCEDES-BENZ KOMBI	2.8, 2.0, 2.5D, 2.2, 2.3, 2.6, 2.0D, 3.0, 3.0D, 3.2	09/85-07/93	
		MERCEDES-BENZ SL	2.8, 6.0, 3.0, 3.2, 5.0	03/89-12/01	
		MERCEDES-BENZ SLC (R172)	2.0, 2.2D, 3.0, 1.6	01/16-10/17	
		MERCEDES-BENZ SLK	1.8, 3.5, 5.5	03/04-	
		MERCEDES-BENZ SLK	2.0	09/96-	
		MERCEDES-BENZ SLK	2.2D	02/11-	
		MERCEDES-BENZ SLK	2.3, 3.2	09/96-04/04	
		MERCEDES-BENZ SLK	3.0	03/04-02/11	
		 <p>Mounting, axle beam</p>	<b>1350300600</b> <i>For reference:</i> 882023520165 1243523665 1243523765 1243527065 1243528465 1293520065 2023520065 2023520165 A1243523665 A1243523765 A1243527065 A1243528465 A1293520065 A2023520065 A2023520165	MERCEDES-BENZ 190	
MERCEDES-BENZ CABRIOLET	3.0, 3.2			04/92-06/93	
MERCEDES-BENZ C-CLASS	2.2, 2.5D, 4.3, 2.2D, 2.4, 2.3, 1.8, 2.0, 2.0D, 2.8, 3.6			03/93-05/00	
MERCEDES-BENZ C-CLASS	2.5, 3.0, 3.2, 3.0D, 5.4, 2.7D, 3.5			05/00-02/07	
MERCEDES-BENZ C-CLASS	2.6			06/96-03/01	
MERCEDES-BENZ CLC-CLASS	1.8, 3.5, 1.6, 2.5, 2.1D			05/08-06/11	
MERCEDES-BENZ CLK	3.0, 5.5, 1.8, 2.2D, 2.7D, 2.6, 3.5, 6.2, 3.0D, 5.0			06/02-05/09	
MERCEDES-BENZ CLK COUPE	3.2, 4.3, 5.4, 2.3, 2.0			06/97-03/02	
MERCEDES-BENZ E-CLASS	2.3, 3.0, 3.2, 2.2			03/87-05/93	
MERCEDES-BENZ E-CLASS	2.1D			06/96-03/03	

Description	Item no.	Application	Engine	Year	Criteria / Information
	<b>1350300600</b>	MERCEDES-BENZ E-CLASS  MERCEDES-BENZ E-CLASS MERCEDES-BENZ E-CLASS SALOON (W124) MERCEDES-BENZ KOMBI MERCEDES-BENZ SL MERCEDES-BENZ SLC (R172) MERCEDES-BENZ SLK MERCEDES-BENZ SLK MERCEDES-BENZ SLK MERCEDES-BENZ SLK MERCEDES-BENZ SLK	2.2, 2.5D, 3.0, 3.0D, 3.2, 5.0, 2.0D, 4.2, 2.0, 2.8, 3.6, 6.0 2.6, 2.4, 2.7D, 3.2D, 2.9D, 5.4, 2.2D, 2.3, 4.3 2.3, 2.8, 2.0, 2.0D, 2.5D, 3.0, 3.0D, 3.2, 5.0, 2.2, 2.6, 4.2 2.2, 2.5D, 2.6, 3.0, 3.0D, 3.2, 2.3, 2.8, 2.0, 2.0D 3.0, 3.2, 2.8, 6.0, 5.0, 7.3 2.2D, 1.6, 2.0, 3.0 1.8, 3.5, 5.5 2.0 2.2D 3.0 3.2, 2.3	06/93-06/95  06/95-03/02 12/84-08/93 09/85-07/93 03/89-12/01 01/16-10/17  03/04-09/96-02/11-03/04-02/11 09/96-04/04	
 Mounting, control/trailing arm	<b>1350301100</b> <i>For reference:</i> 1243500575 1243523565 A1243500575 A1243523565	MERCEDES-BENZ 190  MERCEDES-BENZ CABRIOLET MERCEDES-BENZ C-CLASS MERCEDES-BENZ C-CLASS MERCEDES-BENZ CLK MERCEDES-BENZ CLK MERCEDES-BENZ CLK MERCEDES-BENZ COUPE MERCEDES-BENZ E-CLASS MERCEDES-BENZ E-CLASS MERCEDES-BENZ E-CLASS MERCEDES-BENZ E-CLASS MERCEDES-BENZ E-CLASS SALOON (W124) MERCEDES-BENZ KOMBI MERCEDES-BENZ SL MERCEDES-BENZ SLK	2.0D, 2.5, 2.5D, 2.6, 2.0, 1.8, 2.3 3.0 2.0, 2.0D, 2.4, 2.2, 2.3, 2.8, 1.8, 2.2D, 2.5D, 3.6 4.3, 2.6 2.6, 5.0, 2.7D, 5.4, 1.8 4.3, 2.3, 3.2, 2.0 5.5 2.2, 2.3, 3.0, 3.2 2.1D 2.5D, 3.2, 4.2, 2.0, 2.0D, 3.0, 3.0D, 5.0, 2.2, 2.8 3.6 4.3, 2.2D, 2.9D, 5.4, 2.4, 2.3, 2.6, 2.7D, 3.2D 2.2, 2.3, 2.6, 2.8, 3.0D, 5.0, 2.0, 2.0D, 2.5D, 3.0, 3.2, 4.2 2.0, 3.2, 2.2, 2.3, 2.6, 2.8, 3.0D, 2.0D, 2.5D, 3.0 2.8, 3.0, 3.2, 5.0, 6.0 2.0, 2.3	10/82-08/93 04/92-06/93 03/93-05/00 06/96-03/01 06/02-05/09 06/97-03/02 06/02-03/10 03/87-05/93  06/96-03/03 06/93-06/95 06/93-06/96 06/95-03/02 12/84-08/93 09/85-07/93 03/89-12/01 09/96-04/04	Fitting Position: Rear Axle Left Fitting Position: Rear Axle Right
 Mounting, control/trailing arm	<b>1350301400</b> <i>For reference:</i> 1243502206 1243502306 1243502606 1243502706 1243507006 1243507106 1243507606 1243507706 1293500406 1293500506 1293500906 2013503306 2103501606 2103501706 2103502406 2103502506 2103503406 A1243502206 A1243502306 A1243502606 A1243502706 A1243507006 A1243507106 A1243507606 A1243507706 A1293500406 A1293500506 A1293500906 A2103503306 A2103501606 A2103501706 A2103502406 A2103502506 A2103503406	MERCEDES-BENZ 190  MERCEDES-BENZ CABRIOLET MERCEDES-BENZ C-CLASS MERCEDES-BENZ C-CLASS MERCEDES-BENZ C-CLASS MERCEDES-BENZ C-CLASS MERCEDES-BENZ CLK MERCEDES-BENZ CLK MERCEDES-BENZ CLK MERCEDES-BENZ COUPE MERCEDES-BENZ E-CLASS MERCEDES-BENZ E-CLASS MERCEDES-BENZ E-CLASS MERCEDES-BENZ E-CLASS MERCEDES-BENZ E-CLASS SALOON (W124) MERCEDES-BENZ KOMBI MERCEDES-BENZ SL MERCEDES-BENZ SLK MERCEDES-BENZ SLK	2.5, 2.5D, 2.6, 2.0D, 2.0, 2.3 3.0 2.2, 2.3, 2.8, 2.0, 2.4, 3.6, 4.3, 1.8, 2.0D, 2.2D, 2.5D 2.6 3.0D, 3.0, 2.5, 2.7D, 3.2 3.5 2.2D, 2.6, 3.0, 3.0D, 3.5, 5.5, 1.8, 5.0, 2.7D 2.3, 5.4, 2.0, 4.3, 3.2 2.2, 2.3, 3.0, 3.2 2.2D, 2.4, 2.9D, 4.3, 2.3, 2.6, 2.7D, 3.2D 3.6 6.0, 2.5D, 3.0, 3.2, 4.2, 2.2, 2.8, 2.0, 2.0D, 3.0D, 5.0 2.0, 2.0D, 2.3, 2.6, 2.8, 3.0D, 5.0, 2.2, 2.5D, 3.0, 3.2, 4.2 2.2, 2.3, 2.6, 2.8, 3.0D, 2.0, 3.0, 3.2, 2.0D, 2.5D 3.2, 3.0, 5.0, 2.8 1.8, 3.5, 3.0 3.2, 2.3, 2.0	10/82-08/93 04/92-06/93 03/93-05/00 06/96-03/01 05/00-02/07 03/01-08/07 06/02-05/09 06/97-03/02 03/87-05/93 06/95-03/02 06/93-06/96 06/93-06/95 12/84-08/93 09/85-07/93 03/89-12/01 03/04-02/11 09/96-04/04	Fitting Position: Rear Axle Left Fitting Position: Rear Axle Right





Description	Item no.	Application	Engine	Year	Criteria / Information			
 Bushing, stabiliser bar	<b>1350450100</b> <i>For reference:</i> 881243260081 1243260081 A1243260081	MERCEDES-BENZ 190	2.3, 2.0D, 1.8, 2.0, 2.5	10/82-08/93	Fitting Position: Rear Axle Left Fitting Position: Rear Axle Right Fitting Position: inner Inner diameter [mm]: 15			
		MERCEDES-BENZ A-CLASS	1.7, 2.0, 1.5	09/04-06/12				
		MERCEDES-BENZ CABRIOLET	3.0	04/92-06/93				
		MERCEDES-BENZ C-CLASS	2.3, 2.8, 3.6, 2.0, 2.2D, 2.4, 2.5D, 4.3	03/93-05/00				
		MERCEDES-BENZ C-CLASS	2.6	06/96-03/01				
		MERCEDES-BENZ CLK	2.3, 2.0, 3.2, 4.3	06/97-03/02				
		MERCEDES-BENZ COUPE	3.0, 3.2	03/87-05/93				
		MERCEDES-BENZ E-CLASS	2.0, 2.2	06/93-03/98				
		MERCEDES-BENZ E-CLASS	2.2D, 2.3, 2.9D, 5.0, 2.6, 2.7D, 3.2D, 2.0D, 2.4	06/95-03/02				
		MERCEDES-BENZ E-CLASS	4.2, 2.8, 3.6, 2.5D, 3.0D, 3.2	06/93-06/95				
		MERCEDES-BENZ E-CLASS SALOON (W124)	4.2, 2.5D, 2.6, 3.0, 3.0D, 3.2, 2.8	12/84-08/93				
		MERCEDES-BENZ KOMBI	2.5D, 3.0, 3.0D, 3.2, 2.8, 2.6	09/85-07/93				
		MERCEDES-BENZ SLK	2.3, 2.0, 3.2	09/96-04/04				
		 Bearing, wheel bearing housing	<b>1351150100</b> <i>For reference:</i> 882013520027 2013520027 2043520027 2203520027 2203520227 2213520027 2213520127 2303520027 A2013520027 A2043520027 A2203520027 A2203520227 A2213520027 A2213520127 A2303520027	MERCEDES-BENZ 190		2.0 (M102.961), 2.0D, 1.8, 2.5, 2.5D, 2.3, 2.6	10/82-08/93	Fitting Position: Rear Axle Left Fitting Position: Rear Axle Right
				MERCEDES-BENZ CABRIOLET		3.0	04/92-06/93	
				MERCEDES-BENZ C-CLASS		1.6, 2.1D (OM646.811)	01/07-01/14	
				MERCEDES-BENZ C-CLASS		1.8	03/93-	
MERCEDES-BENZ C-CLASS	2.2D (OM646.962 OM651.911)			03/93-08/14				
MERCEDES-BENZ C-CLASS	2.3, 2.8, 3.6, 4.3, 2.4, 2.0, 2.2, 2.5D, 2.0D			03/93-05/00				
MERCEDES-BENZ C-CLASS	2.5 (M272.920), 3.0 (M272.941)			05/00-08/07				
MERCEDES-BENZ C-CLASS	2.6			06/96-03/01				
MERCEDES-BENZ C-CLASS	2.7D, 3.2, 5.4			05/00-02/07				
MERCEDES-BENZ C-CLASS	3.5 (M272.970 M276.957), 3.0D (OM642.960V6)			05/00-08/14				
MERCEDES-BENZ C-CLASS	4.0, 1.6D			12/13-05/18				
MERCEDES-BENZ C-CLASS	6.2			01/07-				
MERCEDES-BENZ C-CLASS Coupe (C205)	2.2D, 2.0, 4.0, 1.6			10/15-12/18				
MERCEDES-BENZ CLC-CLASS	2.1D, 1.6, 3.5, 1.8, 2.5			05/08-06/11				
MERCEDES-BENZ CLK	2.0 (M111.945), 3.2, 4.3, 2.3 (M111.975)			06/97-03/02				
MERCEDES-BENZ CLK	2.2D, 2.7D, 2.6, 3.0, 3.0D, 5.0, 1.8, 3.5, 6.2			06/02-05/09				
MERCEDES-BENZ CLK	5.4 (M113.984)			06/97-05/09				
MERCEDES-BENZ CLK	5.5 (M273.967)			06/02-03/10				
MERCEDES-BENZ CLS	2.2D, 4.7			01/11-12/17				
MERCEDES-BENZ CLS	5.5, 3.0, 3.0D, 5.0, 6.2, 3.5, 5.4			10/04-12/10				
MERCEDES-BENZ COUPE	2.2, 2.3, 3.0, 3.2			03/87-05/93				
MERCEDES-BENZ E-CLASS	1.8, 4.0D, 6.2, 2.5			03/02-12/08				
MERCEDES-BENZ E-CLASS	2.1D			06/96-03/03				
MERCEDES-BENZ E-CLASS	2.5D, 2.8, 6.0, 2.0D, 4.2, 2.2, 3.0, 5.0, 2.0			06/93-06/95				
MERCEDES-BENZ E-CLASS	2.6 (M112.913)			06/95-12/08				
MERCEDES-BENZ E-CLASS	3.0D (OM642 OM642.856 OM642.858 OM642.920)			06/93-12/16				
MERCEDES-BENZ E-CLASS	3.2 (M104.992)			06/93-03/98				
MERCEDES-BENZ E-CLASS	3.5 (M272.982 M272.983 M272.984), 5.5 (M157.981)			03/02-12/16				
MERCEDES-BENZ E-CLASS	3.6			06/93-06/96				
MERCEDES-BENZ E-CLASS	4.7 (M278.922)			01/09-12/16				
MERCEDES-BENZ E-CLASS	5.4, 2.2D, 2.4, 2.7D, 3.2D, 4.3, 2.3, 2.9D			06/95-03/02				
MERCEDES-BENZ E-CLASS SALOON (W124)	3.0 (M103.983), 3.0D (OM603.960 OM603.963), 3.2, 5.0, 2.2, 2.3, 2.6, 4.2, 2.0, 2.5D, 2.0D, 2.8			12/84-08/93				



Description	Item no.	Application	Engine	Year	Criteria / Information
	<b>1351150100</b>	MERCEDES-BENZ GLK-CLASS MERCEDES-BENZ KOMBI  MERCEDES-BENZ S-CLASS COUPE MERCEDES-BENZ S-CLASS COUPE MERCEDES-BENZ S-CLASS COUPE (C216) MERCEDES-BENZ S-CLASS SALOON  MERCEDES-BENZ S-CLASS SALOON (W220) MERCEDES-BENZ S-CLASS SALOON (W221) MERCEDES-BENZ SL  MERCEDES-BENZ SL MERCEDES-BENZ SLK MERCEDES-BENZ SLK MERCEDES-BENZ SLK	3.0, 2.2D (OM651.913), 3.0D, 3.5 2.5D, 2.8, 2.0 (M102.963), 2.0D, 2.2, 2.3, 3.0, 3.0D (OM603.963), 3.2 5.0, 6.0, 4.2  5.8, 5.5, 5.4 6.0, 6.2, 4.7, 5.5 3.0D, 3.2, 3.4D, 5.0, 6.0 (M120.980), 2.8, 4.2 (M119.971 M119.981) 2.8, 3.7, 4.0D, 5.5, 6.0, 3.2D, 4.3, 3.2, 5.0 (M113.960), 5.8 3.5 (M272.975), 4.7, 5.5, 2.2D, 3.0D, 4.0D, 6.0, 6.2, 3.0 2.8 (M112.923), 5.0 (M119.960), 3.0, 3.2 5.5, 4.7 6.0 1.8 (M271.861), 3.0 2.0, 2.3, 3.2 2.2D 3.5, 5.5	06/08-12/15 09/85-07/93  07/92-12/99 03/99-03/06 05/06-12/13 02/91-10/98  10/98-08/05 10/05-12/13 03/89-12/01  01/12-03/89-03/04-02/11 09/96-04/04 02/11-03/04-	
 Wheel Bearing Kit	<b>1351300210</b> <i>For reference:</i> 882029800016 1293500049 1299800016 1299800216 1299800316 1299800416 2013500149 2013500249 2013500549 2019800016 2019800116 2029800016 2029800116 2029810127 2039800016 A1299800416 A2013500149 A2013500249 A2013500549 A2019800016 A2019800116 A2029800016 A2029800116 A2029810127 A2039800016	MERCEDES-BENZ 190 MERCEDES-BENZ C-CLASS MERCEDES-BENZ C-CLASS  MERCEDES-BENZ CLC-CLASS MERCEDES-BENZ CLK MERCEDES-BENZ COUPE MERCEDES-BENZ E-CLASS  MERCEDES-BENZ E-CLASS SALOON (W124) MERCEDES-BENZ SLK	1.8, 2.0D, 2.5D, 2.3, 2.0 2.3  2.5, 2.6, 3.0, 3.0D, 3.2, 1.8, 2.2D, 2.7D, 5.4, 2.0, 3.5 3.5, 1.6, 2.1D, 2.5, 1.8  5.4, 4.3, 2.3, 2.0, 3.2 2.3  2.2D, 2.5D, 2.8, 3.6, 4.3, 2.0, 2.7D, 5.4, 2.0D, 2.4, 2.9D, 3.2D, 2.3, 2.6, 3.0D, 3.2 2.3, 2.0, 2.0D, 2.5D  2.3, 2.0, 3.2	10/82-08/93 03/01-05/08  05/00-02/07  05/08-06/11  06/97-03/02 03/87-05/93  06/95-03/02  12/84-08/93  09/96-04/04	Fitting Position: Rear Axle Left Fitting Position: Rear Axle Right Inner diameter [mm]: 45 Outer diameter [mm]: 84 Height [mm]: 39
 Suspension Spring	<b>1352200800</b> <i>For reference:</i> 1243241204 A1243241204	MERCEDES-BENZ COUPE MERCEDES-BENZ E-CLASS MERCEDES-BENZ E-CLASS MERCEDES-BENZ E-CLASS SALOON (W124) MERCEDES-BENZ KOMBI	2.3, 2.2, 3.0, 3.2  2.2, 2.5D, 3.0D, 3.2, 2.8, 2.0, 2.0D, 4.2 3.0  2.3, 2.8, 2.2, 2.6, 4.2, 2.0D, 3.0, 3.0D, 3.2, 2.0, 2.5D 2.2, 2.5D, 3.0, 3.0D, 3.2, 2.0, 2.0D, 2.3, 2.8	03/87-05/93 06/93-06/95 06/93-06/96 12/84-08/93 09/85-07/93	Fitting Position: Rear Axle Spring Design: Coil spring with constant wire diameter Thickness [mm]: 14, 15 Outer diameter [mm]: 100 Length [mm]: 339 Colour Coding: White Colour Coding: Yellow
 Suspension Spring	<b>1352201100</b> <i>For reference:</i> 1243241104 A1243241104	MERCEDES-BENZ COUPE MERCEDES-BENZ E-CLASS MERCEDES-BENZ E-CLASS SALOON (W124) MERCEDES-BENZ KOMBI	2.3, 2.2, 3.0, 3.2  2.8, 2.0D, 2.5D, 3.0D, 2.2, 2.0, 3.2 2.0D, 2.5D, 2.8, 3.0, 3.2, 2.0, 2.2, 2.3, 2.6, 3.0D 2.8, 3.0, 3.0D, 3.2	03/87-05/93 06/93-06/95 12/84-08/93 09/85-07/93	Fitting Position: Rear Axle Spring Design: Coil spring with constant wire diameter Thickness [mm]: 13, 75 Outer diameter [mm]: 100 Length [mm]: 336 Colour Coding: White Colour Coding: Yellow

Description	Item no.	Application	Engine	Year	Criteria / Information
 Drive Shaft	<b>1353100200</b> <i>For reference:</i> 1243502910 1243503010 1243508810 1293504010 A1243502910 A1243508810	MERCEDES-BENZ COUPE MERCEDES-BENZ E-CLASS MERCEDES-BENZ E-CLASS SALOON (W124) MERCEDES-BENZ KOMBI	2.3 2.0 2.3, 2.5D, 2.0, 2.0D 2.0, 2.0D, 2.5D, 2.3	03/87-05/93 06/93-06/96 12/84-08/93 09/85-07/93	Fitting Position: Rear Axle Left Fitting Position: Rear Axle Right Length [mm]: 666 Outer gearing wheel side: 25
 Drive Shaft	<b>1353100500</b> <i>For reference:</i> 1243503010 1293504010 A1243503010 A1293504010 A129350410	MERCEDES-BENZ COUPE MERCEDES-BENZ E-CLASS MERCEDES-BENZ E-CLASS SALOON (W124) MERCEDES-BENZ KOMBI	3.0 2.5D, 3.0D 2.5D, 3.0, 2.6, 3.0D 3.0, 2.6, 3.0D	03/87-05/93 06/93-06/95 12/84-08/93 09/85-07/93	Fitting Position: Rear Axle Left Fitting Position: Rear Axle Right Length [mm]: 663 Outer gearing wheel side: 25
 Bellow Kit, drive shaft	<b>1353600510</b> <i>For reference:</i> 2023570091 2103500037 2103500537 2103500637 2203570191 A2023570091 A2103500037 A2103500537 A2103500637 A2203570191	MERCEDES-BENZ CABRIOLET MERCEDES-BENZ C-CLASS MERCEDES-BENZ C-CLASS MERCEDES-BENZ C-CLASS MERCEDES-BENZ CLK MERCEDES-BENZ CLK MERCEDES-BENZ COUPE MERCEDES-BENZ E-CLASS MERCEDES-BENZ E-CLASS MERCEDES-BENZ E-CLASS SALOON (W124) MERCEDES-BENZ KOMBI MERCEDES-BENZ S-CLASS SALOON MERCEDES-BENZ SL MERCEDES-BENZ SLK	3.0 1.8 (M111.920 M111.921) 2.0D, 2.2, 2.2D, 2.3, 2.0, 2.4, 2.5D 2.7D 2.3 (M111.975), 2.0 (M111.945) 3.2 3.0, 3.2, 2.2, 2.3 2.0, 2.0D, 2.5D, 3.2, 4.2, 2.2, 2.8, 3.0, 3.0D 2.4, 3.2D, 2.2D, 4.3, 2.7D, 2.9D, 2.6, 5.0 2.2, 2.3, 2.6, 2.8, 3.0, 3.2, 4.2, 2.0, 3.0D 2.0, 2.2, 2.8, 3.0 2.8, 3.2 6.0, 2.8, 3.0, 3.2, 5.0 2.0, 2.3	04/92-06/93 03/93-03/01 03/93-05/00 05/00-02/07 06/97-03/02 06/97-06/02 03/87-05/93 06/93-06/95 06/95-03/02 12/84-08/93 09/85-07/93 02/91-10/98 03/89-12/01 09/96-04/04	Fitting Position: Rear Axle
 Joint, propshaft	<b>1353800400</b> <i>For reference:</i> 881244100615 1244100115 1244100615 1244100715 1264100515 2014101815 A1244100115 A1244100615 A1244100715 A1264100515 A2014101815	MERCEDES-BENZ 190 MERCEDES-BENZ COUPE MERCEDES-BENZ E-CLASS MERCEDES-BENZ E-CLASS SALOON (W124) MERCEDES-BENZ KOMBI MERCEDES-BENZ S-CLASS SALOON (W126) MERCEDES-BENZ W123	2.0 (M102.961), 2.3, 2.6, 2.5D, 2.0D 2.3, 2.2, 3.0 2.0D, 2.5D, 3.0D, 2.2, 2.0 2.3, 2.0D, 2.0, 2.2, 2.5D, 2.6, 3.0, 3.0D 2.2, 2.3, 2.5D, 3.0, 3.0D, 2.0 (M102.963), 2.0D 2.5 2.2D	10/82-08/93 03/87-05/93 06/93-06/95 12/84-08/93 09/85-07/93 10/79-06/91 01/76-12/85	Fitting Position: Front
 Joint, propshaft	<b>1353800600</b> <i>For reference:</i> 881244110415 1074110315 1234110315 1244110315 1244110415 A1074110315 A1244110315 A1244110415	MERCEDES-BENZ 190 MERCEDES-BENZ COUPE MERCEDES-BENZ E-CLASS MERCEDES-BENZ E-CLASS MERCEDES-BENZ KOMBI MERCEDES-BENZ S-CLASS SALOON (W126)	2.5D, 2.3, 2.6, 2.0 (M102.961), 2.0D 2.2, 2.3, 3.0 2.2, 2.0D, 3.0D, 2.0, 2.5D 3.0 2.0, 2.0D, 2.5D, 2.2, 2.3, 2.6, 3.0, 3.0D 3.0, 3.0D, 2.2, 2.3, 2.0 (M102.963), 2.0D, 2.5D 2.5	10/82-08/93 03/87-05/93 06/93-06/95 06/93-06/96 12/84-08/93 09/85-07/93 10/79-06/91	




Description	Item no.	Application	Engine	Year	Criteria / Information
	<b>1353800600</b>	MERCEDES-BENZ W123 MERCEDES-BENZ W123	2.2D, 2.0, 2.0D, 2.7, 2.9D, 2.3, 2.4D 2.5 (M123.920)	01/76-12/85 09/77-12/85	
 Joint, propshaft	<b>1353800800</b> <i>For reference:</i> 881244110615 1244110115 1244110615 2024100315 A1244110115 A1244110615 A2024100315	MERCEDES-BENZ 190 MERCEDES-BENZ C-CLASS MERCEDES-BENZ E-CLASS MERCEDES-BENZ E-CLASS SALOON (W124) MERCEDES-BENZ R107/C107 MERCEDES-BENZ SLK	2.0, 2.3, 2.6, 2.5D, 2.0D 1.8  2.2, 2.0  3.0  2.9  2.0	10/82-08/93 03/93-05/00  06/93-06/95  12/84-08/93  05/71-12/89  09/96-04/04	Joint Type: Disc Joint Thickness [mm]: 24 Inner diameter [mm]: 41 Outer diameter [mm]: 129 Bolt Hole Circle Ø [mm]: 90 Number of Holes: 6
 Joint, propshaft	<b>1353801000</b> <i>For reference:</i> 881264100415 1264100415 1264110215 A1264100415 A1264110215	MERCEDES-BENZ E-CLASS MERCEDES-BENZ E-CLASS SALOON (W124) MERCEDES-BENZ KOMBI MERCEDES-BENZ R107/C107 MERCEDES-BENZ R107/C107 MERCEDES-BENZ S-CLASS COUPE MERCEDES-BENZ S-CLASS SALOON (W126) MERCEDES-BENZ S-W116	3.0D  3.0D (OM603.960 OM603.963)  3.0D (OM603.963)  3.8  4.9 (M117.964), 4.1, 4.5 (M117.985) 5.0, 3.8, 4.1, 5.5, 4.9  4.9 (M117.963 M117.965), 3.8, 5.0, 5.5, 4.1 4.5, 6.8	06/93-06/95  12/84-08/93  09/85-07/93  05/71-09/81  05/71-12/89  08/80-06/91  10/79-06/91  08/72-07/80	Number of Holes: 6 Joint Type: Disc Joint Supplementary Article/ Supplementary Info: with add-on material
 Joint, propshaft	<b>1353801300</b> <i>For reference:</i> 882014100715 2014100715 2024101015 2024110615 A2014100715 A2024101015	MERCEDES-BENZ 190  MERCEDES-BENZ C-CLASS MERCEDES-BENZ E-CLASS MERCEDES-BENZ E-CLASS MERCEDES-BENZ E-CLASS SALOON (W124) MERCEDES-BENZ KOMBI	2.0 (M102.961), 1.8, 2.0D, 2.5D 1.8 (M111.920), 2.2D, 2.0D 2.0D, 3.0D, 3.0  2.2D  2.0, 3.0, 2.0D, 2.5D, 2.6, 3.0D (OM603.963)  2.0D, 2.5D, 2.0 (M102.963), 3.0, 3.0D (OM603.963)	10/82-08/93  03/93-05/00  06/93-06/95  06/95-03/02  12/84-08/93  09/85-07/93	Number of Holes: 6 Joint Type: Disc Joint Supplementary Article/ Supplementary Info: with add-on material
 Joint, propshaft	<b>1353801700</b> <i>For reference:</i> 882024101315 1244100215 1244110615 2014101715 2024101315 A1244100215 A2014101715 A2024101315	MERCEDES-BENZ 190  MERCEDES-BENZ C-CLASS MERCEDES-BENZ C-CLASS MERCEDES-BENZ COUPE MERCEDES-BENZ E-CLASS MERCEDES-BENZ E-CLASS MERCEDES-BENZ E-CLASS MERCEDES-BENZ E-CLASS MERCEDES-BENZ E-CLASS SALOON (W124) MERCEDES-BENZ KOMBI MERCEDES-BENZ R107/C107 MERCEDES-BENZ S-CLASS SALOON (W126) MERCEDES-BENZ SL	2.0, 2.0D, 2.3, 2.5, 2.6, 1.8, 2.5D 2.0  2.0D, 1.8, 2.2D, 2.3, 2.5D  3.0  2.0, 3.2, 2.2D, 2.3, 2.8, 2.4, 3.0D 2.5D  3.0, 2.0D  2.2, 2.5D, 2.6, 3.0D, 2.0D, 2.0, 2.3, 3.0  2.0, 2.3, 2.0D, 2.5D, 3.0, 3.0D, 2.6 2.9  2.5, 3.0  3.0	10/82-08/93  06/96-03/01  03/93-05/00  03/87-05/93  06/95-03/02  06/93-06/96  06/93-06/95  12/84-08/93  09/85-07/93  05/71-12/89  10/79-06/91  03/89-12/01	Joint Type: Disc Joint Supplementary Article/ Supplementary Info: with add-on material Bolt Hole Circle Ø [mm]: 90




Description	Item no.	Application	Engine	Year	Criteria / Information
 Joint, propshaft	<b>1353802000</b> <i>For reference:</i> 882104100815 1294100015 1704100015 2104100815 A1294100015 A1704100015 A2104100815	MERCEDES-BENZ CABRIOLET MERCEDES-BENZ C-CLASS MERCEDES-BENZ CLK MERCEDES-BENZ COUPE MERCEDES-BENZ E-CLASS MERCEDES-BENZ E-CLASS MERCEDES-BENZ E-CLASS MERCEDES-BENZ E-CLASS SALOON (W124) MERCEDES-BENZ KOMBI MERCEDES-BENZ S-CLASS SALOON MERCEDES-BENZ SL	3.0 3.6, 2.3, 2.8, 2.0, 2.2D, 2.5D 2.0, 2.3, 3.2 3.0, 3.2 2.8, 3.2 2.9D 3.6 3.0, 3.2, 2.8 2.8, 3.0, 3.2 3.2, 2.8 2.8, 3.0, 3.2	04/92-06/93 03/93-05/00 06/97-03/02 03/87-05/93 06/93-06/95 06/95-03/02 06/93-06/96 12/84-08/93 09/85-07/93 02/91-10/98 03/89-12/01	Number of Holes: 6 Joint Type: Disc Joint Supplementary Article/ Supplementary Info: with add-on material
 Mounting, propshaft	<b>1353900400</b> <i>For reference:</i> 881244100281 1244100281 1244100781 A1244100281 A1244100781	MERCEDES-BENZ CABRIOLET MERCEDES-BENZ E-CLASS MERCEDES-BENZ E-CLASS SALOON (W124) MERCEDES-BENZ R107/C107 MERCEDES-BENZ S-CLASS COUPE MERCEDES-BENZ S-CLASS SALOON (W126)	3.0 3.0D, 3.2, 2.8 2.8, 3.0D, 2.6, 2.5D, 3.0 2.9, 4.1, 4.9 4.1, 5.5 4.1, 2.5, 5.5, 3.0	04/92-06/93 06/93-06/95 12/84-08/93 05/71-12/89 08/80-06/91 10/79-06/91	Inner diameter [mm]: 30 Supplementary Article/Info 2: without bearing(s)
 Mounting, propshaft	<b>1353900500</b> <i>For reference:</i> 881244100681 1244100181 1244100681 A1244100181 A1244100681	MERCEDES-BENZ COUPE MERCEDES-BENZ E-CLASS SALOON (W124) MERCEDES-BENZ KOMBI	2.3 2.0, 2.5D, 2.0D, 2.3, 2.6 2.0, 2.5D, 2.3, 2.0D	03/87-05/93 12/84-08/93 09/85-07/93	Fitting Position: Centre Supplementary Article/Info 2: without ball bearing
 Brake Hose	<b>1361600200</b> <i>For reference:</i> 881294280035 1234280635 1284280135 1294200035 1294280035 1294280073 A1234280635 A1284280135 A1294200035 A1294280035 A1294280073	MERCEDES-BENZ 190 MERCEDES-BENZ CABRIOLET MERCEDES-BENZ COUPE MERCEDES-BENZ E-CLASS MERCEDES-BENZ E-CLASS SALOON (W124) MERCEDES-BENZ KOMBI MERCEDES-BENZ R107/C107 MERCEDES-BENZ S-CLASS COUPE MERCEDES-BENZ S-CLASS SALOON (W126) MERCEDES-BENZ SL MERCEDES-BENZ W123	2.5, 2.5D, 2.6, 2.0D, 1.8, 2.3, 2.0 3.0 2.2, 2.3, 3.0, 3.2 6.0, 2.5D, 3.2, 4.2, 2.0, 2.0D, 3.0D, 5.0, 2.2, 2.8, 3.6 2.0, 2.0D, 2.2, 2.3, 2.6, 2.8, 3.0D, 5.0, 2.5D, 3.0, 3.2, 4.2 2.2, 2.3, 2.6, 2.8, 3.0, 3.0D, 2.0, 2.0D, 2.5D, 3.2 2.9, 4.1, 4.9 4.1, 5.5, 3.8, 4.9, 5.0 4.1, 3.0, 3.8, 5.0, 4.9, 2.5, 2.7, 5.5 2.8, 6.0, 7.3, 5.5, 3.0, 3.2, 5.0 2.0, 2.3, 2.7, 2.9D, 3.0D, 2.4D, 2.5, 2.0D	10/82-08/93 04/92-06/93 03/87-05/93 06/93-06/95 12/84-08/93 09/85-07/93 05/71-12/89 08/80-06/91 10/79-06/91 03/89-12/01 01/76-12/85	Length [mm]: 340 Fitting Position: Front Axle



Description	Item no.	Application	Engine	Year	Criteria / Information
 <p>Brake Hose</p>	<b>1361700300</b> <i>For reference:</i> 881264280335 0004283535 0004283935 101336 101336000000 102487 107101 1234280135 1264260335 1264280335 1294280335 542420 549114 54911400000000 60501338 60501727 60536813 60709427 60709762 60718544 60801727 71736930 A0004283535 A0004283935 A1234280135 A1264260335 A1264280335 A1294280335	MERCEDES-BENZ 190  MERCEDES-BENZ CABRIOLET MERCEDES-BENZ C-CLASS MERCEDES-BENZ COUPE MERCEDES-BENZ E-CLASS  MERCEDES-BENZ E-CLASS SALOON (W124) MERCEDES-BENZ KOMBI MERCEDES-BENZ R107/C107 MERCEDES-BENZ R107/C107 MERCEDES-BENZ S-CLASS COUPE MERCEDES-BENZ S-CLASS COUPE MERCEDES-BENZ S-CLASS SALOON MERCEDES-BENZ S-CLASS SALOON (W126) MERCEDES-BENZ SL MERCEDES-BENZ S-W116 MERCEDES-BENZ W114/W115 MERCEDES-BENZ W114/W115 MERCEDES-BENZ W123	2.0D, 2.5, 2.5D, 1.8, 2.0, 2.3, 2.6 3.0  2.2, 2.2D, 2.8, 1.8, 2.0D, 2.0, 2.5D 2.2, 2.3, 3.2, 3.0  2.0D, 2.5D, 3.2, 3.6, 2.0, 4.2, 2.2, 2.8, 3.0, 3.0D, 5.0, 6.0 2.2, 2.3, 2.6, 2.8, 4.2, 2.5D, 3.2, 2.0D, 2.0, 3.0, 3.0D, 5.0 2.0, 2.0D, 2.2, 2.3, 2.6, 2.8, 3.0, 3.0D, 2.5D, 3.2 2.7, 3.5  2.9  3.8, 4.1  5.0, 6.0, 4.2  2.8, 6.0, 4.2, 3.0D, 3.2, 3.4D, 5.0 3.0, 3.8, 2.5, 2.7, 4.1  3.0, 3.2, 5.0, 7.3, 2.8, 6.0 4.5, 6.8, 2.7, 3.5  2.0D, 2.2D, 2.2, 3.0D, 2.0, 2.4D 2.3, 2.7  2.0, 2.5, 2.3, 2.7, 3.0D, 2.0D, 2.4D, 2.9D, 2.2D	10/82-08/93 04/92-06/93 03/93-05/00 03/87-05/93 06/93-06/95 12/84-08/93 09/85-07/93 05/71-09/81 05/71-12/89 08/80-06/91 07/92-12/99 02/91-10/98 10/79-06/91 03/89-12/01 08/72-07/80 01/68-01/77 01/68-11/76 01/76-12/85	Length [mm]: 280
 <p>Guide Sleeve Kit, brake caliper</p>	<b>1161951410</b> <i>For reference:</i> 0004214686 1003421 34111154441 34111161936 443698470 8E0698470B 95VW2B514AA A0004214686 G01149610	MERCEDES-BENZ 190  MERCEDES-BENZ C-CLASS MERCEDES-BENZ COUPE MERCEDES-BENZ E-CLASS MERCEDES-BENZ E-CLASS MERCEDES-BENZ E-CLASS MERCEDES-BENZ E-CLASS SALOON (W124) MERCEDES-BENZ KOMBI	2.0, 1.8, 2.2D, 2.3, 2.0D, 2.5D, 2.5, 2.6 2.5D, 2.0, 1.8, 2.0D, 2.2, 2.2D, 2.3, 2.8 2.2, 3.0, 2.3  2.2, 2.8, 3.0D, 2.0, 2.0D, 2.5D, 3.0 3.2  2.0, 2.0D, 3.0D, 2.2, 2.5D, 3.0, 3.2, 2.3, 2.6, 2.8  2.2, 2.3, 2.6, 2.8, 3.0D, 2.5D, 3.0, 3.2, 2.0, 2.0D	10/82-08/93 03/93-05/00 03/87-05/93 06/93-06/95 06/93-03/98 12/84-08/93 09/85-07/93	
 <p>Guide Sleeve Kit, brake caliper</p>	<b>1161954010</b> <i>For reference:</i>	MERCEDES-BENZ 190 MERCEDES-BENZ C-CLASS MERCEDES-BENZ COUPE MERCEDES-BENZ E-CLASS MERCEDES-BENZ E-CLASS MERCEDES-BENZ E-CLASS SALOON (W124) MERCEDES-BENZ KOMBI	2.0, 2.3, 2.5D, 2.5, 2.6 2.2, 2.5D, 2.2D, 2.3, 2.8, 1.8, 2.0, 2.0D 2.3, 2.2, 3.0  2.2, 2.5D, 3.0, 2.0D, 2.8, 2.0, 3.0D 3.2  2.3, 2.8, 2.0, 3.0, 3.2, 2.2, 2.6, 2.0D, 2.5D, 3.0D  2.2, 2.5D, 3.0, 3.2, 2.0D, 2.0, 3.0D, 2.3, 2.6, 2.8	10/82-08/93 03/93-05/00 03/87-05/93 06/93-06/95 06/93-03/98 12/84-08/93 09/85-07/93	
 <p>Brake disc, front, 284x22 mm, coated</p>	<b>1363105900</b> <i>For reference:</i> 1244211612 1244212712 1294210212 1294210312 A1244211612 A1244212712 A1294210212 A1294210312	MERCEDES-BENZ 190 MERCEDES-BENZ COUPE MERCEDES-BENZ E-CLASS SALOON (W124) MERCEDES-BENZ KOMBI MERCEDES-BENZ R107/C107	2.5, 2.3 2.2, 3.0, 2.3  2.2, 2.5D, 2.6, 3.0, 3.0D, 2.3, 2.8, 2.0  2.0, 2.2, 2.6, 3.0, 3.0D, 2.3, 2.8 4.9	10/82-08/93 03/87-05/93 12/84-08/93 09/85-07/93 05/71-12/89	Fitting Position: Front Axle Brake Disc Type: Internally Vented Outer diameter [mm]: 284 Brake Disc Thickness [mm]: 22 Number of Holes: 5 Surface: Coated






Description	Item no.	Application	Engine	Year	Criteria / Information
 <p>Brake Disc</p>	<b>1363202500</b> <i>For reference:</i> 05098065AA 05098066AA 05898066AA 1244230412 1244230512 2014230512 2034230012 2034230112 2104230112 2104230412 2104230912 5098065AA 5098066AA 5898066AA 68031811AA A1244230412 A1244230512 A2014230512 A2034230012 A2034230112 A2104230112 A2104230412 A2104230912	MERCEDES-BENZ CABRIOLET MERCEDES-BENZ C-CLASS MERCEDES-BENZ C-CLASS MERCEDES-BENZ C-CLASS MERCEDES-BENZ CLC-CLASS MERCEDES-BENZ CLK MERCEDES-BENZ CLK MERCEDES-BENZ CLK MERCEDES-BENZ COUPE MERCEDES-BENZ E-CLASS MERCEDES-BENZ E-CLASS MERCEDES-BENZ E-CLASS MERCEDES-BENZ E-CLASS SALOON (W124) MERCEDES-BENZ KOMBI MERCEDES-BENZ SLK MERCEDES-BENZ SLK	3.0 2.0D, 2.6, 1.8, 2.2D 2.4, 2.0, 2.5D, 2.3, 2.8 2.5 1.8, 1.6, 2.1D 1.8, 2.2D 2.0 2.3 3.0, 3.2 2.0, 3.6, 2.2, 2.5D, 3.0, 3.0D 2.0D, 2.6, 2.7D, 2.9D, 2.3, 2.2D, 2.4, 4.3 2.8, 3.2 3.0, 3.2 2.0, 2.0D, 2.5D, 3.0, 2.3, 2.8, 3.0D, 2.2, 2.6 1.8, 3.0 2.0, 2.3, 3.2	04/92-06/93 06/96-03/01 03/93-05/00 05/00-02/07 05/08-06/11 06/02-05/09 06/97-03/02 06/97-06/02 03/87-05/93 06/93-06/96 06/95-03/02 06/93-06/95 12/84-08/93 09/85-07/93 03/04-02/11 09/96-04/04	Fitting Position: Rear Axle Brake Disc Type: Solid Outer diameter [mm]: 278 Brake Disc Thickness [mm]: 9 Number of Holes: 5 Surface: Coated
 <p>Brake Pad Set, disc brake</p>	<b>1363600110</b> <i>For reference:</i> 0004200720 0004209920 0014200720 0014201220 0024202320 0024209920 0054204420 A0004200720 A0004209920 A0014200720 A0014201220 A0024202320 A0024209920 A0054204420	MERCEDES-BENZ 190 MERCEDES-BENZ COUPE MERCEDES-BENZ E-CLASS MERCEDES-BENZ E-CLASS SALOON (W124) MERCEDES-BENZ KOMBI	2.5, 2.3 2.3, 2.2, 3.0 2.5D, 3.0, 2.2, 2.8, 3.0D, 2.0, 2.0D 2.3, 2.6, 2.8, 2.0, 2.0D, 3.0D, 2.2, 2.5D, 3.0 2.5D, 3.0, 2.2, 2.3, 2.6, 2.8, 3.0D, 2.0, 2.0D	10/82-08/93 03/87-05/93 06/93-06/95 12/84-08/93 09/85-07/93	Width [mm]: 110 Height [mm]: 59,6 Thickness [mm]: 19,3 Wear Warning Contact: excl. wear warning contact Fitting Position: Front Axle Brake System: Lucas / TRW
 <p>Brake Pad Set, disc brake</p>	<b>1363700110</b> <i>For reference:</i> 0004209820 A0004209820	MERCEDES-BENZ 190 MERCEDES-BENZ C-CLASS MERCEDES-BENZ COUPE MERCEDES-BENZ E-CLASS MERCEDES-BENZ E-CLASS SALOON (W124)	2.5, 2.3 2.2, 2.8, 1.8, 2.2D, 2.5D, 2.0, 2.0D 2.2, 2.3, 3.0 2.2, 2.8, 3.0D, 2.0D, 2.5D, 3.0, 2.0 2.0D, 2.3, 2.6, 2.8, 3.0, 2.0, 3.0D, 2.2, 2.5D	10/82-08/93 03/93-05/00 03/87-05/93 06/93-06/95 12/84-08/93	Width [mm]: 61,8 Height [mm]: 54,3 Thickness [mm]: 15,5 Wear Warning Contact: excl. wear warning contact Brake System: ATE Fitting Position: Rear Axle
 <p>Brake Pad Set, disc brake</p>	<b>1363700410</b> <i>For reference:</i> 0014200220 0014201320 0014202520 0014207320 0014209520 0014210412 0054201720 A0014200220 A0014201320 A0014202520 A0014207320 A0014209520 A0014210412 A0054201720	MERCEDES-BENZ 190 MERCEDES-BENZ CABRIOLET MERCEDES-BENZ C-CLASS MERCEDES-BENZ C-CLASS MERCEDES-BENZ COUPE MERCEDES-BENZ E-CLASS MERCEDES-BENZ E-CLASS MERCEDES-BENZ E-CLASS MERCEDES-BENZ E-CLASS SALOON (W124) MERCEDES-BENZ KOMBI MERCEDES-BENZ SL MERCEDES-BENZ SLK	2.5 3.0, 3.2 2.0D, 2.6, 1.8, 2.2D 2.5D, 2.0, 2.3, 2.8, 2.4 3.0, 3.2 2.2, 3.0D, 3.0, 2.0 2.3, 2.9D, 2.2D, 2.0D 2.8, 5.0, 2.5D, 3.2, 4.2, 6.0, 3.6 5.0, 4.2, 2.5D, 3.0, 3.2 2.3, 2.6, 2.8, 2.2, 2.5D, 3.0, 3.2, 2.0, 3.0D, 2.0D 2.8, 3.2, 3.0, 5.0 2.3, 2.0	10/82-08/93 04/92-06/93 06/96-03/01 03/93-05/00 03/87-05/93 06/93-06/96 06/95-03/02 06/93-06/95 12/84-08/93 09/85-07/93 03/89-12/01 09/96-04/04	Width [mm]: 61,6 Height [mm]: 58,3 Thickness [mm]: 15 Wear Warning Contact: prepared for wear indicator Brake System: Teves Fitting Position: Rear Axle

Description	Item no.	Application	Engine	Year	Criteria / Information
 <p>Brake Pad Set, disc brake</p>	<b>1363702110</b> <i>For reference:</i> 0024200020 0024200120 0024200999 A0024200020 A0024200120 A0024200999	MERCEDES-BENZ 190  MERCEDES-BENZ C-CLASS MERCEDES-BENZ COUPE MERCEDES-BENZ E-CLASS MERCEDES-BENZ E-CLASS SALOON (W124)	1.8, 2.3, 2.0, 2.6, 2.0D, 2.5D 2.8  3.0, 2.3, 2.2  2.0, 2.0D, 2.8, 3.0D, 2.2, 3.0 2.2, 2.6, 3.0, 2.0, 2.0D, 3.0D, 2.3, 2.8	10/82-08/93  03/93-05/00  03/87-05/93  06/93-06/95  12/84-08/93	Width [mm]: 61,8 Height [mm]: 54,1 Thickness [mm]: 15,5 Wear Warning Contact: prepared for wear indicator Brake System: Teves Fitting Position: Rear Axle
 <p>Brake Pad Set, disc brake</p>	<b>1363702410</b> <i>For reference:</i> 0004200520 0024200520 0024201620 002420162005 0024201820 0024204620 0024208020 0034203020 0034204820 0034204920 0044201620 0044209220 0044209320 05143633AB 05143633AA 2130515504 5143633AB 5143633AA A0004200520 A0024200520 A0024201620 A0024201820 A0024204620 A0024208020 A0034203020 A0034204820 A0034204920 A0044201620 A0044209220 A0044209320 A2130515504 K05143633AB K05143633AA	MERCEDES-BENZ C-CLASS MERCEDES-BENZ C-CLASS MERCEDES-BENZ C-CLASS MERCEDES-BENZ CLK MERCEDES-BENZ CLK MERCEDES-BENZ CLK MERCEDES-BENZ E-CLASS MERCEDES-BENZ E-CLASS MERCEDES-BENZ E-CLASS MERCEDES-BENZ E-CLASS MERCEDES-BENZ E-CLASS MERCEDES-BENZ E-CLASS SALOON (W124) MERCEDES-BENZ S-CLASS COUPE MERCEDES-BENZ S-CLASS SALOON MERCEDES-BENZ S-CLASS SALOON (W220) MERCEDES-BENZ SL MERCEDES-BENZ SLK	3.2, 5.4, 3.0D  3.5  3.6, 4.3  2.0, 2.3 5.0, 5.5 5.4, 3.2, 4.3 2.3, 2.0, 2.2D, 2.5D, 2.1D, 2.7D, 2.9D, 3.2D 2.6, 2.8, 3.0D, 2.4, 4.2, 4.3, 5.4 3.6, 3.2  5.0, 6.0  5.0  5.0, 6.0, 4.2  3.2, 4.2, 2.8, 3.0D, 6.0, 3.4D, 5.0 5.0, 5.8, 5.5  2.8, 5.0, 7.3, 3.2, 5.5, 6.0 3.2	05/00-02/07  03/01-08/07  03/93-05/00  03/98-03/02 06/02-05/09 06/97-03/02 06/96-03/03  06/95-03/02  06/93-06/96  06/93-06/95  12/84-08/93  07/92-12/99  02/91-10/98  10/98-08/05  03/89-12/01 09/96-04/04	Fitting Position: Rear Axle Width [mm]: 61,7 Height [mm]: 69,5 Thickness [mm]: 15,7 Wear Warning Contact: excl. wear warning contact Brake System: ATE
 <p>Brake Shoe Set</p>	<b>1363900210</b> <i>For reference:</i> 881244200220 1244200220 1244200320 1244200520 1244200720 1244200820 1244230320 2014200820 2014200920 2034200120 2104200820 4144200320 5143676AA A1244200220 A1244200320 A1244200520 A1244200720 A1244200820 A1244230320 A2014200820 A2014200920 A2034200120 A2104200820	MERCEDES-BENZ 190  MERCEDES-BENZ A-CLASS MERCEDES-BENZ A-CLASS MERCEDES-BENZ B-CLASS MERCEDES-BENZ CABRIOLET MERCEDES-BENZ C-CLASS  MERCEDES-BENZ C-CLASS MERCEDES-BENZ CLK MERCEDES-BENZ COUPE MERCEDES-BENZ E-CLASS  MERCEDES-BENZ E-CLASS MERCEDES-BENZ E-CLASS SALOON (W124) MERCEDES-BENZ KOMBI MERCEDES-BENZ SL  MERCEDES-BENZ SLK	2.0D, 2.5D, 1.8, 2.2D, 2.0, 2.3, 2.5, 2.6 1.5, 2.0, 1.7, 2.0D  1.9, 2.1, 1.6, 1.7D  1.7, 2.0D, 1.5, 2.0  3.0, 3.2  2.0, 3.6, 4.3, 2.2D, 2.3, 2.8, 2.2, 1.8, 2.0D, 2.4, 2.5D 2.6  3.2, 4.3, 5.4, 2.0, 2.3 2.3, 2.2, 3.0, 3.2  2.2, 2.5D, 3.0, 3.0D, 3.2, 2.0D, 4.2, 2.8, 3.6, 6.0, 2.0, 5.0  2.6, 2.2D, 2.4, 2.7D, 2.9D, 3.2D, 5.4, 2.3, 4.3 4.2, 2.3, 2.8, 5.0, 2.0, 2.2, 2.6, 2.0D, 2.5D, 3.0, 3.0D, 3.2 2.0, 2.0D, 2.2, 2.5D, 2.6, 3.0, 3.0D, 3.2, 2.3, 2.8 5.0, 7.3, 3.0, 3.2, 5.5, 2.8, 6.0 2.3, 3.2, 2.0	10/82-08/93  09/04-06/12  07/97-08/04  03/05-11/11  04/92-06/93  03/93-05/00  06/96-03/01  06/97-03/02 03/87-05/93  06/93-06/95  06/95-03/02  12/84-08/93  09/85-07/93  03/89-12/01  09/96-04/04	Inner Br. Drum Diam. [mm]: 164 Width [mm]: 20 Supplementary Article/ Supplementary Info: without lever Fitting Position: Rear Axle




Description	Item no.	Application	Engine	Year	Criteria / Information
 <p>Accessory Kit, parking brake shoes</p>	<b>1363950110</b> <i>For reference:</i> 0040622000 A0040622000	MERCEDES-BENZ 190  MERCEDES-BENZ A-CLASS MERCEDES-BENZ A-CLASS MERCEDES-BENZ B-CLASS MERCEDES-BENZ CABRIOLET MERCEDES-BENZ C-CLASS  MERCEDES-BENZ C-CLASS MERCEDES-BENZ CLK MERCEDES-BENZ COUPE MERCEDES-BENZ E-CLASS  MERCEDES-BENZ E-CLASS MERCEDES-BENZ E-CLASS MERCEDES-BENZ E-CLASS SALOON (W124) MERCEDES-BENZ KOMBI MERCEDES-BENZ S-CLASS SALOON MERCEDES-BENZ S-CLASS SALOON (W126) MERCEDES-BENZ SL MERCEDES-BENZ SLK MERCEDES-BENZ Vaneo MERCEDES-BENZ V-CLASS MERCEDES-BENZ VIANO MERCEDES-BENZ VITO MERCEDES-BENZ VITO MERCEDES-BENZ VITO / MIXTO	2.3, 2.6, 2.0, 2.0D, 2.5, 2.5D, 1.8 1.5, 2.0, 2.0D, 1.7 1.6, 1.9, 2.1, 1.7D 2.0D, 1.5, 1.7, 2.0 3.0 2.0, 2.0D, 2.3, 2.8, 3.6, 4.3, 2.2, 2.5D, 1.8, 2.2D, 2.4 2.6 2.3, 4.3, 2.0, 3.2, 5.4 3.0, 3.2, 2.2, 2.3 2.0, 2.5D, 2.8, 3.0, 3.2, 5.0, 6.0, 2.2, 3.0D, 2.0D, 3.6, 4.2 2.1D 2.9D, 2.2D, 2.6, 2.7D, 3.2D, 4.3 2.0D, 3.0D, 2.2, 2.3, 2.6, 4.2, 2.8, 2.0, 2.5D, 3.0, 3.2, 5.0 2.3, 2.8, 2.0, 2.2, 2.5D, 2.6, 3.0, 3.0D, 3.2, 2.0D 5.0, 4.2 2.5, 3.0 2.8, 5.5, 6.0, 5.0, 3.0, 3.2 2.0, 2.3, 3.2 1.7D, 1.9, 1.6 2.3, 2.3D, 2.8, 2.0, 2.2D 2.2D, 3.2, 2.0D, 3.5, 3.7, 3.0D 2.0, 2.3, 2.3D, 2.2D 3.0D, 3.5, 3.7, 3.2 2.2D, 3.2, 3.0D, 3.5, 3.7	10/82-08/93 09/04-06/12 07/97-08/04 03/05-11/11 04/92-06/93 03/93-05/00 06/96-03/01 06/97-03/02 03/87-05/93 06/93-06/95 06/96-03/03 06/95-03/02 12/84-08/93 09/85-07/93 02/91-10/98 10/79-06/91 03/89-12/01 09/96-04/04 02/02-07/05 09/96-07/03 09/03-07/07 02/96-07/03 09/03-07/08 09/03-07/08	Fitting Position: Rear Axle Brake Type: Drum Brake
 <p>Picture coming soon</p> <p>Accessory Kit, disc brake pad</p>	<b>1364002910</b> <i>For reference:</i>	MERCEDES-BENZ A-CLASS MERCEDES-BENZ CABRIOLET MERCEDES-BENZ C-CLASS MERCEDES-BENZ COUPE MERCEDES-BENZ E-CLASS MERCEDES-BENZ E-CLASS MERCEDES-BENZ E-CLASS MERCEDES-BENZ E-CLASS SALOON (W124) MERCEDES-BENZ KOMBI MERCEDES-BENZ SL	1.7D, 1.4, 1.6 3.0 2.2, 2.2D, 2.0D, 1.8, 2.8, 2.0, 2.5D 2.2, 2.3, 3.0, 3.2 2.0D, 2.5D, 2.0, 2.2, 2.8, 3.0, 3.0D 3.2 2.2, 2.3, 2.0, 2.5D, 2.0D 2.5D, 2.6 6.0, 3.0, 5.0	07/97-08/04 04/92-06/93 03/93-05/00 03/87-05/93 06/93-06/95 06/93-03/98 12/84-08/93 09/85-07/93 03/89-12/01	Brake System: ATE Weight [kg]: 0,06
 <p>Picture coming soon</p> <p>Accessory Kit, disc brake pad</p>	<b>1364003010</b> <i>For reference:</i>	MERCEDES-BENZ 190 MERCEDES-BENZ C-CLASS MERCEDES-BENZ C-CLASS MERCEDES-BENZ CLK MERCEDES-BENZ E-CLASS MERCEDES-BENZ E-CLASS MERCEDES-BENZ E-CLASS MERCEDES-BENZ E-CLASS SALOON (W124) MERCEDES-BENZ KOMBI MERCEDES-BENZ SLK	2.5 2.2D, 2.0D, 1.8 2.4, 2.5D, 2.0, 2.3, 2.8 3.2, 2.0, 4.3, 2.3 2.3, 2.0D, 2.6, 2.2D, 2.4, 2.9D 2.5D, 2.8, 3.0D, 2.0, 2.2, 3.0 4.2, 3.2, 5.0 2.6, 3.0, 3.2, 5.0, 2.8, 3.0D, 4.2 2.0D, 3.0, 3.0D, 3.2, 2.2, 2.0, 2.5D, 2.3, 2.8 2.3, 2.0, 3.2	10/82-08/93 06/96-03/01 03/93-05/00 03/98-03/02 06/95-03/02 06/93-06/96 06/93-06/95 12/84-08/93 09/85-07/93 09/96-04/04	Brake System: ATE Brake Caliper Type: Brake Caliper with 2 holding pins Weight [kg]: 0,06






Description	Item no.	Application	Engine	Year	Criteria / Information
 Splash Panel, brake disc	<b>1364202770</b> <i>For reference:</i> 1244201344 A1244201344	MERCEDES-BENZ 190 MERCEDES-BENZ COUPE MERCEDES-BENZ E-CLASS MERCEDES-BENZ E-CLASS SALOON (W124) MERCEDES-BENZ KOMBI MERCEDES-BENZ R107/C107	2.3, 2.5 2.2, 2.3, 3.0  2.8, 2.0D, 2.5D, 3.0D, 2.2, 2.0 2.0D, 2.5D, 2.8, 2.0, 2.2, 2.3, 2.6, 3.0, 3.0D  2.3, 2.8, 2.2, 2.0D, 2.5D, 3.0, 3.0D, 2.0 4.9, 5.6, 2.9, 4.1	10/82-08/93 03/87-05/93  06/93-06/95  12/84-08/93  09/85-07/93  05/71-12/89	Fitting Position: Front Axle Left
 Splash Panel, brake disc	<b>1364202780</b> <i>For reference:</i> 1244201444 A1244201444	MERCEDES-BENZ 190 MERCEDES-BENZ COUPE MERCEDES-BENZ E-CLASS MERCEDES-BENZ E-CLASS SALOON (W124) MERCEDES-BENZ KOMBI MERCEDES-BENZ R107/C107	2.5, 2.3 2.3, 2.2, 3.0  2.8, 2.5D, 3.0D, 2.2, 2.0, 2.0D 2.3, 2.8, 2.0, 2.0D, 2.2, 2.5D, 2.6, 3.0, 3.0D  2.2, 2.5D, 3.0D, 2.0, 2.3, 2.8, 3.0, 2.0D 5.6, 2.9, 4.1, 4.9	10/82-08/93 03/87-05/93  06/93-06/95  12/84-08/93  09/85-07/93  05/71-12/89	Fitting Position: Front Axle Right
 Splash Panel, brake disc	<b>1364300270</b> <i>For reference:</i> 2014202244 2024201044 2024201444 A2014202244 A2024201044 A2024201444	MERCEDES-BENZ 190  MERCEDES-BENZ CABRIOLET MERCEDES-BENZ C-CLASS  MERCEDES-BENZ COUPE MERCEDES-BENZ E-CLASS  MERCEDES-BENZ E-CLASS SALOON (W124)	2.0, 2.5, 1.8, 2.0D, 2.2D, 2.5D, 2.3, 2.6 3.2, 3.0  2.0, 2.0D, 3.6, 4.3, 2.2D, 2.4, 2.5D, 2.2, 1.8, 2.3, 2.8 2.2, 2.3, 3.0, 3.2  2.0, 3.0, 3.2, 5.0, 2.0D, 2.5D, 3.0D, 2.2, 3.6, 4.2, 2.8, 6.0 2.8, 3.0D, 3.0, 3.2, 5.0, 2.0, 2.2, 2.3, 2.6, 2.0D, 2.5D, 4.2	10/82-08/93  04/92-06/93  03/93-05/00  03/87-05/93  06/93-06/95  12/84-08/93	Fitting Position: Rear Axle Left Diameter 1/ Diameter 2 [mm]: 327/100
 Splash Panel, brake disc	<b>1364300280</b> <i>For reference:</i> 2014202344 2024201144 2024201544 A2014202344 A2024201144 A2024201544	MERCEDES-BENZ 190  MERCEDES-BENZ CABRIOLET MERCEDES-BENZ C-CLASS  MERCEDES-BENZ COUPE MERCEDES-BENZ E-CLASS  MERCEDES-BENZ E-CLASS SALOON (W124)	2.0, 2.0D, 2.5D, 2.5, 2.6, 1.8, 2.2D, 2.3 3.0, 3.2  2.5D, 3.6, 4.3, 2.2, 2.3, 2.8, 2.0, 2.0D, 2.4, 1.8, 2.2D 2.2, 2.3, 3.0, 3.2  2.2, 2.8, 3.0, 3.0D, 5.0, 2.5D, 3.2, 4.2, 6.0, 2.0, 2.0D, 3.6 2.2, 2.3, 2.6, 2.8, 2.0, 2.0D, 3.0D, 5.0, 2.5D, 3.0, 3.2, 4.2	10/82-08/93  04/92-06/93  03/93-05/00  03/87-05/93  06/93-06/95  12/84-08/93	Fitting Position: Rear Axle Right Diameter 1/ Diameter 2 [mm]: 327/100
 Cable Pull, parking brake	<b>1370300100</b> <i>For reference:</i> 881244201185 1244201185 2014200685 2014200785 2014201185 A1244201185 A2014200685 A2014200785 A2014201185	MERCEDES-BENZ 190  MERCEDES-BENZ CABRIOLET MERCEDES-BENZ COUPE MERCEDES-BENZ E-CLASS MERCEDES-BENZ E-CLASS MERCEDES-BENZ E-CLASS SALOON (W124) MERCEDES-BENZ KOMBI	1.8, 2.0D, 2.3, 2.6, 2.5, 2.5D, 2.0 3.0  2.2, 3.0, 3.2, 2.3  2.0, 2.0D, 4.2, 2.2, 2.8, 2.5D, 3.0, 3.0D, 3.2, 5.0 3.6  2.2, 2.6, 3.0, 3.0D, 3.2, 5.0, 2.0, 2.0D, 2.3, 2.5D, 2.8, 4.2 2.0D, 2.3, 2.8, 3.0, 3.2, 2.2, 2.5D, 2.6, 3.0D, 2.0	10/82-08/93  04/92-06/93  03/87-05/93  06/93-06/95  06/93-06/96  12/84-08/93  09/85-07/93	Fitting Position: Rear Length 1/ Length 2 [mm]: 1060/808 Brake Type: Disc/Drum



Description	Item no.	Application	Engine	Year	Criteria / Information
 <p>Speedometer Cable</p>	<b>1370600100</b> <i>For reference:</i> 881245400268 1245400268 1245401468 A1245400268 A1245401468	MERCEDES-BENZ CABRIOLET MERCEDES-BENZ COUPE MERCEDES-BENZ E-CLASS MERCEDES-BENZ E-CLASS MERCEDES-BENZ E-CLASS MERCEDES-BENZ E-CLASS SALOON (W124) MERCEDES-BENZ KOMBI	3.0 2.2, 2.3, 3.0, 3.2 2.8, 2.2, 2.5D, 2.0, 2.0D, 3.0D 3.2 (M104.992) 3.6 2.0, 2.0D, 2.2, 2.6, 2.3, 2.8, 3.0D, 2.5D, 3.0, 3.2 2.3, 2.6, 2.8, 3.0D, 2.0D, 2.5D, 3.0, 3.2, 2.0, 2.2	04/92-06/93 03/87-05/93 06/93-06/95 06/93-03/98 06/93-06/96 12/84-08/93 09/85-07/93	Length [mm]: 1510 Transmission Type: Manual Transmission, 5-speed
 <p>Window Regulator</p>	<b>1388100170</b> <i>For reference:</i> 881247200346 1247200346 A1247200346	MERCEDES-BENZ E-CLASS MERCEDES-BENZ E-CLASS MERCEDES-BENZ E-CLASS SALOON (W124) MERCEDES-BENZ KOMBI	2.0, 2.0D, 2.5D, 3.2, 4.2, 6.0, 2.2, 2.8, 3.0, 3.0D, 5.0 3.6 2.0, 2.0D, 3.0D, 5.0, 2.5D, 3.0, 3.2, 4.2, 2.2, 2.3, 2.6, 2.8 2.2, 2.3, 2.6, 2.8, 3.2, 2.0D, 2.0, 3.0D, 2.5D, 3.0	06/93-06/95 06/93-06/96 12/84-08/93 09/85-07/93	Fitting Position: Left Front Operating Mode: Electric Supplementary Article/ Supplementary Info: without electric motor Number of Doors: 4
 <p>Window Regulator</p>	<b>1388100180</b> <i>For reference:</i> 881247200446 1247200446 A1247200446	MERCEDES-BENZ E-CLASS MERCEDES-BENZ E-CLASS MERCEDES-BENZ E-CLASS SALOON (W124) MERCEDES-BENZ KOMBI	2.2, 2.8, 3.0, 3.0D, 5.0, 6.0, 2.0D, 2.5D, 3.2, 2.0, 4.2 3.6 2.0, 3.0D, 5.0, 2.0D, 2.2, 2.3, 2.6, 2.8, 4.2, 2.5D, 3.0, 3.2 2.5D, 3.2, 2.2, 2.3, 2.6, 2.8, 3.0, 3.0D, 2.0, 2.0D	06/93-06/95 06/93-06/96 12/84-08/93 09/85-07/93	Fitting Position: Right Front Operating Mode: Electric Supplementary Article/ Supplementary Info: without electric motor Number of Doors: 4
 <p>Alternator</p>	<b>1390101000</b> <i>For reference:</i> 0101544602 010154460280 0101545302 0101545502 0101546602 0101549902 0101555502 A0101544602 A010154460280 A0101545302 A0101545502 A0101546602 A0101549902	MERCEDES-BENZ C-CLASS MERCEDES-BENZ CLK MERCEDES-BENZ E-CLASS MERCEDES-BENZ E-CLASS MERCEDES-BENZ E-CLASS MERCEDES-BENZ E-CLASS SALOON (W124) MERCEDES-BENZ KOMBI	2.2, 1.8, 2.3, 2.8, 2.0 2.0 2.2 2.3, 2.0 2.8, 3.6, 3.0 2.2, 3.2 2.0, 2.2	03/93-05/00 06/97-03/02 06/93-06/97 06/95-03/02 06/93-06/95 12/84-08/93 09/85-07/93	Voltage [V]: 14 Alternator Charge Current [A]: 90 Number of groves: 6 Belt Pulley Ø [mm]: 48
 <p>Alternator</p>	<b>1390102000</b> <i>For reference:</i> 0081545202 008154520280 0081549602 0091544002 0091544102 0091544202 A0081545202 A008154520280 A0081549702 A0091544002 A0091544202	MERCEDES-BENZ 190 MERCEDES-BENZ C-CLASS MERCEDES-BENZ COUPE MERCEDES-BENZ E-CLASS MERCEDES-BENZ E-CLASS SALOON (W124) MERCEDES-BENZ KOMBI MERCEDES-BENZ S-CLASS SALOON (W126)	2.6 1.8, 2.2, 2.0 3.0 2.0, 2.2, 3.0 2.0, 3.0, 2.2, 2.6 2.2, 2.0 3.0	10/82-08/93 03/93-05/00 03/87-05/93 06/93-06/95 12/84-08/93 09/85-07/93 10/79-06/91	Voltage [V]: 14 Alternator Charge Current [A]: 70 Number of groves: 6 Belt Pulley Ø [mm]: 48



Description	Item no.	Application	Engine	Year	Criteria / Information
 <p>Alternator Regulator</p>	<b>1190200600</b> <i>For reference:</i> 903048011ALT 0021549106 0031540106 0031540306 0031540906 028903803F 028903803FX 030903023EV 030903023EX 030903023FV 030903023FX 030903023GV 030903023GX 030903023QV 030903023QX 030903023AA 037903023A 050903017H 078903803A 078903803B 1204272 12311437340 12311735788 12311739435 12312244342 12312244626 12317789332 12321739435 12511437734 576187 576190 576191 9050438 90509438 93173477 9405761918 9564449880 9947479 9947704 A0021549106 A0031540106 A0031540306 A0031540906	MERCEDES-BENZ 190 MERCEDES-BENZ C-CLASS MERCEDES-BENZ CLK MERCEDES-BENZ COUPE MERCEDES-BENZ E-CLASS MERCEDES-BENZ E-CLASS MERCEDES-BENZ E-CLASS SALOON (W124) MERCEDES-BENZ G-CLASS MERCEDES-BENZ KOMBI MERCEDES-BENZ M-CLASS MERCEDES-BENZ S-CLASS SALOON MERCEDES-BENZ SL MERCEDES-BENZ SLK MERCEDES-BENZ SPRINTER MERCEDES-BENZ SPRINTER 2-t MERCEDES-BENZ SPRINTER 3-t MERCEDES-BENZ T1 MERCEDES-BENZ T1 MERCEDES-BENZ V-CLASS MERCEDES-BENZ VITO	2.3, 2.6, 2.0 2.0, 1.8, 2.0D, 2.2D, 2.2, 2.5D, 2.3, 2.8, 3.6 2.3, 3.2, 2.0 2.2, 3.0, 3.2, 2.3 2.0, 2.8, 2.2, 2.5D, 3.0, 3.0D, 3.2 2.0D, 2.3, 2.9D, 2.2D 3.6 2.2, 2.6, 3.0, 3.2, 2.0, 2.3, 2.8 3.0D, 3.2 2.2, 2.3, 2.8, 3.0, 2.6, 3.0D, 2.0 2.3 2.8 3.0, 3.2, 2.8 2.0 2.9D, 2.3D 2.3D, 2.9D 2.3D, 2.9D 2.3 2.3D, 2.8D, 2.9D 2.3D 2.3D	10/82-08/93 03/93-05/00 06/97-03/02 03/87-05/93 06/93-06/95 06/95-03/02 06/93-06/96 12/84-08/93 09/89-12/11 09/85-07/93 02/98-06/05 02/91-10/98 03/89-12/01 09/96-04/04 02/95-05/06 01/95-05/06 02/95-05/06 05/77-02/96 04/77-02/96 09/96-07/03 02/96-07/03	Manufacturer Restriction: VALEO Rated Voltage [V]: 12 Operating voltage [V]: 14,5
 <p>Alternator Regulator</p>	<b>1190201202</b> <i>For reference:</i> 028903029R 038903803J 038903803K 06B903803 06B903803A 06B903803B 06B903803C 077903803 078903803C 12427516175	MERCEDES-BENZ 190 MERCEDES-BENZ C-CLASS MERCEDES-BENZ CLK MERCEDES-BENZ COUPE MERCEDES-BENZ E-CLASS MERCEDES-BENZ E-CLASS MERCEDES-BENZ E-CLASS (W124) MERCEDES-BENZ KOMBI MERCEDES-BENZ SLK MERCEDES-BENZ SPRINTER MERCEDES-BENZ SPRINTER 2-t MERCEDES-BENZ SPRINTER 3-t MERCEDES-BENZ T1 MERCEDES-BENZ V-CLASS	2.3, 2.6, 2.0 2.0, 2.0D, 2.2D, 2.2, 2.5D, 1.8, 2.3, 2.8, 3.6 2.3, 2.0 3.0, 2.3, 2.2 2.0, 2.8, 2.5D, 3.0, 3.0D 2.2, 3.6, 3.2 2.9D, 2.0D, 2.3, 2.2D 2.0, 2.2, 2.6, 2.3, 3.0 2.3, 2.2, 2.6, 3.0, 2.0 2.0 2.9D, 2.3D 2.3D, 2.9D 2.9D, 2.3D 2.9D 2.3D	10/82-08/93 03/93-05/00 06/97-03/02 03/87-05/93 06/93-06/95 06/93-06/96 06/95-03/02 12/84-08/93 09/85-07/93 09/96-04/04 02/95-05/06 01/95-05/06 02/95-05/06 04/77-02/96 09/96-07/03	Operating voltage [V]: 14,5 Manufacturer Restriction: Valeo
 <p>Starter</p>	<b>1190302500</b> <i>For reference:</i> 911099001 0041516901 004151690180 0041518101 0051510601 005151060180 0051513401 0051513601 0051515301 0051517301 069911023G 069911023GX 1611513301 A0041516901 A0041518101	MERCEDES-BENZ C-CLASS MERCEDES-BENZ CLK MERCEDES-BENZ COUPE MERCEDES-BENZ E-CLASS MERCEDES-BENZ E-CLASS MERCEDES-BENZ E-CLASS SALOON (W124) MERCEDES-BENZ KOMBI MERCEDES-BENZ M-CLASS MERCEDES-BENZ SLK	2.2, 2.3, 2.0, 1.8 2.0, 2.3 2.2 2.2, 2.0 2.3 2.2 2.0, 2.2 2.3 2.2 2.0, 2.2 2.3 2.3, 2.0	03/93-05/00 06/97-03/02 03/87-05/93 06/93-06/95 06/95-03/02 12/84-08/93 09/85-07/93 02/98-06/05 09/96-04/04	Voltage [V]: 12 Rated Power [kW]: 1,2 Number of Teeth: 9

Description	Item no.	Application	Engine	Year	Criteria / Information
	<b>1190302500</b> A0051510601 A0051513401 A005151340180 A0051513601 A0051514601 A0051515301	MERCEDES-BENZ SPRINTER MERCEDES-BENZ SPRINTER 2-t MERCEDES-BENZ SPRINTER 3-t MERCEDES-BENZ V-CLASS MERCEDES-BENZ VITO	2.3 2.3 2.3 2.0, 2.3 2.0, 2.3	02/95-05/06 01/95-05/06 02/95-05/06 09/96-07/03 02/96-07/03	
 Lock Cylinder, ignition lock	<b>1390400100</b> <i>For reference:</i> 881264600604 1264600104 1264600304 1264600604 2014600104 A1264600104 A1264600304 A1264600604 A2014600104	MERCEDES-BENZ 190 MERCEDES-BENZ CABRIOLET MERCEDES-BENZ COUPE MERCEDES-BENZ E-CLASS MERCEDES-BENZ E-CLASS MERCEDES-BENZ E-CLASS MERCEDES-BENZ E-CLASS SALOON (W124) MERCEDES-BENZ KOMBI MERCEDES-BENZ S-CLASS COUPE MERCEDES-BENZ S-CLASS SALOON (W126)	2.3, 2.6, 1.8, 2.5D, 2.0 (M102.961), 2.5, 2.0D 3.0 2.3, 2.2, 3.0, 3.2 3.2 (M104.992) 3.6 5.0, 2.8, 6.0, 2.2, 4.2, 2.0D, 2.5D, 3.0, 3.0D, 2.0 2.3, 2.8, 2.0D, 4.2, 2.0, 2.2, 2.5D, 2.6, 3.0 (M103.983), 3.0D, 3.2, 5.0 2.2, 2.6, 2.3, 2.8, 2.5D, 3.0, 3.0D (OM603.963), 3.2, 2.0 (M102.963), 2.0D 5.0, 4.1, 4.9, 5.5 4.9 (M117.963 M117.965), 4.1, 2.5, 3.0, 5.5	10/82-08/93 04/92-06/93 03/87-05/93 06/93-03/98 06/93-06/96 06/93-06/95 12/84-08/93 09/85-07/93 08/80-06/91 10/79-06/91	
 Rotor, distributor	<b>1191300800</b> <i>For reference:</i> 905085001 0001583431 0269052251 035905225B 055905225B 12111272144 1212216 1336240 1336241 593731 60723008 60752000 7519309 90141495 93160290600 A0001583431	MERCEDES-BENZ 190 MERCEDES-BENZ COUPE MERCEDES-BENZ E-CLASS SALOON (W124) MERCEDES-BENZ G-CLASS MERCEDES-BENZ KOMBI MERCEDES-BENZ T1 MERCEDES-BENZ T2/LN1 MERCEDES-BENZ W123	2.0 (M102.962), 2.3 2.3 2.3 (M102.982), 2.0 2.3 (M102.981 M102.987) 2.0, 2.3 2.3 (M102.942) 2.3 2.0	10/82-08/93 03/87-05/93 12/84-08/93 03/79-07/00 09/85-07/93 04/77-02/96 04/86-12/94 09/77-12/85	Manufacturer Restriction: Bosch
 Rotor for distributor, BERU	<b>1191300802</b> <i>For reference:</i> 0001583431 0269052251 035905225B 055905225B 12111272144 1212216 1336240 1336241 593731 60723008 60752000 7519309 90141495 93160290600 A0001583431	MERCEDES-BENZ 190 MERCEDES-BENZ COUPE MERCEDES-BENZ E-CLASS SALOON (W124) MERCEDES-BENZ G-CLASS MERCEDES-BENZ KOMBI MERCEDES-BENZ T1 MERCEDES-BENZ T2/LN1 MERCEDES-BENZ W123	2.0 (M102.962), 2.3 2.3 2.0, 2.3 (M102.982) 2.3 (M102.981 M102.987) 2.0, 2.3 2.3 (M102.942) 2.3 2.0	10/82-08/93 03/87-05/93 12/84-08/93 03/79-07/00 09/85-07/93 04/77-02/96 04/86-12/94 09/77-12/85	Manufacturer Restriction: Bosch






Description	Item no.	Application	Engine	Year	Criteria / Information
 <p>Ignition coil</p>	<b>1191600500</b> <i>For reference:</i> 905001001ALT 0001500280 0001587003 0001587103 0001587503 00A905105 A0001500280 A0001587003 A0001587103 A0001587503	MERCEDES-BENZ C-CLASS MERCEDES-BENZ CLK MERCEDES-BENZ COUPE MERCEDES-BENZ E-CLASS MERCEDES-BENZ E-CLASS MERCEDES-BENZ E-CLASS MERCEDES-BENZ E-CLASS SALOON (W124) MERCEDES-BENZ G-CLASS MERCEDES-BENZ KOMBI MERCEDES-BENZ M-CLASS MERCEDES-BENZ S-CLASS SALOON MERCEDES-BENZ SL MERCEDES-BENZ SLK MERCEDES-BENZ SPRINTER MERCEDES-BENZ SPRINTER 2-t MERCEDES-BENZ SPRINTER 3-t MERCEDES-BENZ V-CLASS MERCEDES-BENZ VITO	1.8 (M111921), 2.3, 2.8, 3.6, 2.0 (M111945) 2.0 (M111945), 2.3 (M111975) 3.2 2.3, 2.0 3.2, 2.8 3.6 (M104.992(AMG3.6)) 3.2, 2.8 3.6, 3.2 3.2, 2.8 2.3 2.8, 3.2 (M104994) 2.8, 3.2 2.3, 2.0 2.3 2.3 2.3 (M111.984) 2.0, 2.3 2.3, 2.0	03/93-05/00 06/97-03/02 03/87-05/93 06/95-03/02 06/93-06/95 06/93-06/96 12/84-08/93 09/89-12/11 09/85-07/93 02/98-06/05 02/91-10/98 03/89-12/01 09/96-04/04 02/95-05/06 01/95-05/06 02/95-05/06 09/96-07/03 02/96-07/03	Ignition Coil: Connector Type SAE Ignition Coil: without spark plug connector
 <p>Glow plug</p>	<b>1391800200</b> <i>For reference:</i> 880011591701 0011590001 0011590101 0011591701 0011593601 596034 6611593001 6611593101 66115931A1 7701414107 7701414157 A0011590001 A0011590101 A0011591701 A0011593601	MERCEDES-BENZ 100 MERCEDES-BENZ 190 MERCEDES-BENZ C-CLASS MERCEDES-BENZ E-CLASS MERCEDES-BENZ E-CLASS SALOON (W124) MERCEDES-BENZ G-CLASS MERCEDES-BENZ G-CLASS MERCEDES-BENZ G-CLASS MERCEDES-BENZ G-CLASS MERCEDES-BENZ KOMBI MERCEDES-BENZ S-CLASS SALOON MERCEDES-BENZ SPRINTER MERCEDES-BENZ SPRINTER 2-t MERCEDES-BENZ SPRINTER 3-t MERCEDES-BENZ T1 MERCEDES-BENZ T1/TN MERCEDES-BENZ T2/LN1 MERCEDES-BENZ V-CLASS MERCEDES-BENZ VITO	2.4D 2.0D, 2.5D 2.0D 2.0D, 2.5D, 3.0D 3.0D (OM603.960 OM603.963), 2.0D, 2.5D 2.5D 2.9D 3.0D, 3.4D, 3.5D 2.0D, 2.5D, 3.0D (OM603.960 OM603.963) 3.4D 2.3D 2.3D 2.3D 2.3D 2.8D, 2.9D, 2.3D 2.3D, 2.8D 2.3D 2.3D 2.3D	02/88-02/96 10/82-08/93 03/93-05/00 06/93-06/95 12/84-08/93 03/79-07/93 09/89-07/00 09/89-12/11 09/85-07/93 02/91-10/98 02/95-05/06 01/95-05/06 02/95-05/06 04/77-02/96 07/81-06/95 04/86-12/94 09/96-07/03 02/96-07/03	Rated current [A]: 16 Glow Plug Design: after-glow capable Glow Plug Design: Pencil-type Glow Plug Overall Length [mm]: 69 Spanner Size: 12
 <p>Plug, spark plug</p>	<b>1391900100</b> <i>For reference:</i> 880001567210 0001567110 0001567210 0001567510 A0001567210 A0001567510	MERCEDES-BENZ C-CLASS MERCEDES-BENZ CLK MERCEDES-BENZ E-CLASS MERCEDES-BENZ E-CLASS MERCEDES-BENZ E-CLASS MERCEDES-BENZ E-CLASS SALOON (W124) MERCEDES-BENZ G-CLASS MERCEDES-BENZ G-CLASS MERCEDES-BENZ M-CLASS MERCEDES-BENZ SLK MERCEDES-BENZ SPRINTER MERCEDES-BENZ SPRINTER 2-t	1.8 (M111.921), 2.3, 2.8, 3.6, 2.0 (M111.945) 2.0 (M111.945), 2.3 2.0, 2.2 3.2, 2.3 3.6 3.0 3.2 2.3 2.3, 2.0 2.3 2.3	03/93-05/00 06/97-03/02 06/93-06/95 06/95-03/02 06/93-06/96 12/84-08/93 09/89-12/11 02/98-06/05 09/96-04/04 02/95-05/06 01/95-05/06	Length [mm]: 140 Spark Plug: Connector Type SAE Ignition Cable: Connector Type M3 Resistance [kOhm]: 2




Description	Item no.	Application	Engine	Year	Criteria / Information
	<b>1391900100</b>	MERCEDES-BENZ SPRINTER 3-t MERCEDES-BENZ V-CLASS MERCEDES-BENZ VITO	2.3 2.0, 2.3 2.3, 2.0	02/95-05/06 09/96-07/03 02/96-07/03	
  Plug, spark plug	<b>1391900200</b> <i>For reference:</i> 880001593642 0001593542 0001593642 A0001593542 A0001593642	MERCEDES-BENZ C-CLASS  MERCEDES-BENZ CLK  MERCEDES-BENZ COUPE MERCEDES-BENZ E-CLASS  MERCEDES-BENZ E-CLASS  MERCEDES-BENZ E-CLASS MERCEDES-BENZ E-CLASS SALOON (W124) MERCEDES-BENZ G-CLASS MERCEDES-BENZ KOMBI MERCEDES-BENZ M-CLASS MERCEDES-BENZ S-CLASS SALOON MERCEDES-BENZ SL  MERCEDES-BENZ SLK  MERCEDES-BENZ SPRINTER MERCEDES-BENZ SPRINTER 2-t MERCEDES-BENZ SPRINTER 3-t MERCEDES-BENZ V-CLASS MERCEDES-BENZ VITO	2.0 (M111.944 M111.945), 3.6, 2.3 (M111.974 M111.975), 2.8 (M104.941), 1.8 (M111.921) 2.0 (M111.944 M111.945), 2.3 3.2 (M104.992) 2.0 (M111.942 M111.947), 2.3 (M111.970) 3.2 (M104.992 M104.995), 2.8 (M104.942 M104.945) 3.6 2.8 (M104.942), 3.2 (M104.992) 3.2 (M104.996) 3.2 (M104.992), 2.8 (M104.942) 2.3 (M111.977) 3.2 (M104.994), 2.8 (M104.944) 3.2 (M104.991), 2.8 (M104.943) 2.0 (M111.943 M111.946), 2.3 (M111.973) 2.3 2.3 2.3 2.3, 2.0 2.0, 2.3	03/93-05/00  06/97-03/02 03/87-05/93 06/95-03/03 06/93-03/02 06/93-06/96 12/84-08/93 09/89-12/11 09/85-07/93 02/98-06/05 02/91-10/98 03/89-12/01 09/96-04/04 02/95-05/06 01/95-05/06 02/95-05/06 09/96-07/03 02/96-07/03	Operating voltage [V]: 12 Ignition Coil: Connector Type SAE Length [mm]: 105 Number of Poles: 1
  Switch unit for TCI	<b>1392100100</b> <i>For reference:</i> 0015458632 0025451832 0025452632 0025455832 0025455932 0025459032 0035451632 0035451732 0035454032 0035454132 A0015458632 A0025451832 A0025452632 A0025455832 A0025455932 A0025459032 A0035451632 A0035451732 A0035454032 A0035454132	MERCEDES-BENZ 190 MERCEDES-BENZ COUPE MERCEDES-BENZ E-CLASS SALOON (W124) MERCEDES-BENZ KOMBI MERCEDES-BENZ R107/C107 MERCEDES-BENZ R107/C107 MERCEDES-BENZ S-CLASS COUPE MERCEDES-BENZ S-CLASS SALOON MERCEDES-BENZ S-CLASS SALOON (W126) MERCEDES-BENZ W123	2.0, 2.3 2.3 2.3, 2.8, 2.0 2.0, 2.3, 2.8 2.7 4.9, 3.8 3.8, 4.9 2.8 3.8, 4.9 2.3, 2.7, 2.0	10/82-08/93 03/87-05/93 12/84-08/93 09/85-07/93 05/71-09/81 05/71-12/89 08/80-06/91 02/91-10/98 10/79-06/91 01/76-12/85	


Description	Item no.	Application	Engine	Year	Criteria / Information
 <p>Temperature sensor for cooling system</p>	<b>1393100200</b> <i>For reference:</i> 880055422617 0025421017 0025422517 0055421017 0055422617 2D0919501C 6615423017 A0025421017 A0025422517 A0055421017 A0055422617 A6615423017	MERCEDES-BENZ 190	2.0D, 2.0 (M102.961), 2.5D, 2.3, 2.6 3.0	10/82-08/93	Length [mm]: 52 Outer thread [mm]: M14 x 1.5 Spanner Size: 19 Number of connectors: 1 Switch Point [°C]: 120 Colour Coding: Black
		MERCEDES-BENZ CABRIOLET	1.8 (M111.920), 2.8, 3.6, 2.2, 2.0 (M111.941)	04/92-06/93	
		MERCEDES-BENZ C-CLASS	2.2, 2.3, 3.0, 3.2	03/93-05/00	
		MERCEDES-BENZ COUPE	2.0, 2.0D, 4.2, 2.5D, 3.0, 6.0, 2.8, 3.0D, 5.0, 2.2 3.2 (M104.992)	03/87-05/93	
		MERCEDES-BENZ E-CLASS	3.6	06/93-06/95	
		MERCEDES-BENZ E-CLASS	2.2, 2.5D, 2.6, 3.0, 3.2, 2.3, 2.8, 4.2, 2.0, 2.0D, 3.0D	06/93-03/98	
		MERCEDES-BENZ E-CLASS	2.5D, 3.0D, 2.4D (OM616.936 OM616.938), 2.7 3.0, 3.2	06/93-06/96	
		MERCEDES-BENZ E-CLASS	2.4D, 3.0D, 2.7	12/84-08/93	
		MERCEDES-BENZ G-CLASS Cabrio (W460)	2.0D, 2.0, 2.2, 2.5D, 3.0, 3.0D, 3.2, 2.3, 2.8	03/79-07/93	
		MERCEDES-BENZ KOMBI	2.9, 2.7 (M110.982 M110.986), 4.1, 4.5 (M117.985)	09/89-12/11	
		MERCEDES-BENZ R107/C107	3.8, 3.5	03/79-05/93	
		MERCEDES-BENZ R107/C107	3.8, 4.1	09/85-07/93	
		MERCEDES-BENZ S-CLASS COUPE	4.2, 5.0, 6.0	05/71-12/89	
		MERCEDES-BENZ S-CLASS COUPE	2.8, 5.0, 6.0 (M120.980), 4.2 (M119.981), 3.2 3.8, 2.7, 4.1	05/71-09/81	
		MERCEDES-BENZ S-CLASS SALOON	5.0 (M119.972), 2.8, 3.0, 3.2, 6.0 2.3 (M111.979)	08/80-06/91	
		MERCEDES-BENZ S-CLASS SALOON	2.3 (M111.979)	07/92-12/99	
		MERCEDES-BENZ S-CLASS SALOON (W126)	2.3 (M111.979)	02/91-10/98	
		MERCEDES-BENZ SL	2.3 (M111.979)	10/79-06/91	
		MERCEDES-BENZ SPRINTER 2-t	3.5	03/89-12/01	
		MERCEDES-BENZ S-W108/109	3.5, 4.5, 6.8, 2.7	02/95-05/06	
		MERCEDES-BENZ S-W116	2.3D, 2.9D, 2.4D (OM616.939), 2.8D, 3.0D 2.4D, 2.9D, 2.8D	01/66-08/72	
		MERCEDES-BENZ T1	2.3D, 2.9D, 2.4D (OM616.939), 2.8D, 3.0D 2.4D, 2.9D, 2.8D	08/72-07/80	
		MERCEDES-BENZ T1/TN	2.4D, 2.3, 4.0D (OM364.986), 2.3D 2.9D	04/77-02/96	
		MERCEDES-BENZ T2/LN1	2.0 (M111.948), 2.3	07/81-06/95	
		MERCEDES-BENZ VARIO	2.0 (M111.948)	09/96-07/03	
		MERCEDES-BENZ V-CLASS	2.0 (M111.948)	02/96-07/03	
		MERCEDES-BENZ VITO	2.3	03/97-07/03	
MERCEDES-BENZ W110-112	3.5	01/61-12/71			
MERCEDES-BENZ W114/W115	2.0D, 2.2D, 3.0D, 2.4D	01/68-01/77			
MERCEDES-BENZ W114/W115	2.3, 2.7	01/68-11/76			
MERCEDES-BENZ W123	2.5 (M123.920), 2.4D, 2.9D, 2.0D, 2.2D, 2.7 (M110.988)	01/76-12/85			
 <p>Sensor, coolant temperature</p>	<b>1393100500</b> <i>For reference:</i> 880085423217 0085423217 A0085423217	MERCEDES-BENZ 190	1.8, 2.3, 2.6, 2.5, 2.0 3.0	10/82-08/93	Operating voltage [V]: 12 Sensor Type: NTC Sensor Switch Point [°C]: 150 Thread Size: M14 x 1.5 Spanner Size: 22 Colour: Black Number of Poles: 4
		MERCEDES-BENZ CABRIOLET	2.0D	04/92-06/93	
		MERCEDES-BENZ C-CLASS	2.3, 3.0	03/93-05/00	
		MERCEDES-BENZ COUPE	4.2, 6.0, 3.0, 3.0D, 5.0	03/87-05/93	
		MERCEDES-BENZ E-CLASS	2.3, 2.6, 3.0, 5.0, 2.0, 4.2	06/93-06/95	
		MERCEDES-BENZ E-CLASS SALOON (W124)	2.0, 5.0, 3.0	12/84-08/93	
		MERCEDES-BENZ G-CLASS	2.3	09/89-12/11	
		MERCEDES-BENZ G-CLASS	2.3	03/79-07/93	
		MERCEDES-BENZ KOMBI	3.0, 2.0, 2.3, 2.6	09/85-07/93	
		MERCEDES-BENZ R107/C107	5.6	05/71-12/89	

Description	Item no.	Application	Engine	Year	Criteria / Information
	<b>1393100500</b>	MERCEDES-BENZ S-CLASS COUPE MERCEDES-BENZ S-CLASS COUPE MERCEDES-BENZ S-CLASS SALOON MERCEDES-BENZ S-CLASS SALOON (W126) MERCEDES-BENZ SL	4.2, 6.0 5.5, 4.1, 4.9, 5.0 6.0, 5.0, 4.2 2.5, 3.0, 5.5, 4.1, 4.9, 5.0 3.0, 6.0 (M120.981), 5.0	07/92-12/99 08/80-06/91 02/91-10/98 10/79-06/91 03/89-12/01	
 Temperature Switch, radiator fan	<b>1393200300</b> <i>For reference:</i> 880065454024 0065451524 0065454024 A0065451524 A0065454024	MERCEDES-BENZ 190 COUPE MERCEDES-BENZ E-CLASS MERCEDES-BENZ E-CLASS SALOON (W124) MERCEDES-BENZ G-CLASS MERCEDES-BENZ KOMBI MERCEDES-BENZ S-CLASS COUPE MERCEDES-BENZ S-CLASS SALOON	2.3, 2.0 (M102.961), 2.0D 2.3 2.0D, 4.2 2.0, 2.0D, 2.3, 4.2 3.0 2.0D, 2.3, 2.0 (M102.963) 4.2, 5.0, 6.0 (M120.980) 6.0 (M120.980), 3.4D, 5.0	10/82-08/93 03/87-05/93 06/93-06/95 12/84-08/93 09/89-12/11 09/85-07/93 07/92-12/99 02/91-10/98	Number of connectors: 2 Switch point from [°C]: 95 Switch point to [°C]: 100
 Sender unit, oil pressure	<b>1393500100</b> <i>For reference:</i> 880055421817 0055421817 0065429417 A0055421817 A0065429417	MERCEDES-BENZ 190 COUPE MERCEDES-BENZ E-CLASS MERCEDES-BENZ E-CLASS SALOON (W124) MERCEDES-BENZ G-CLASS MERCEDES-BENZ KOMBI MERCEDES-BENZ R107/C107 MERCEDES-BENZ S-CLASS SALOON MERCEDES-BENZ S-CLASS SALOON (W126) MERCEDES-BENZ SL	2.0, 2.5D, 1.8, 2.3, 2.6 2.3 2.8, 2.5D, 3.0, 3.2, 2.0, 2.2, 3.0D 2.3, 2.5D, 2.6, 2.0 2.3, 2.5D, 3.0 2.5D, 2.0, 2.3 2.9, 3.8, 4.9, 2.7, 4.1 4.2, 3.4D, 5.0, 6.0, 3.2 3.8, 4.9, 3.0, 5.5, 2.5, 4.1 5.0, 2.8, 3.2	10/82-08/93 03/87-05/93 06/93-06/95 12/84-08/93 09/89-12/11 09/85-07/93 05/71-12/89 02/91-10/98 10/79-06/91 03/89-12/01	Sensor Type: Passive sensor Shifting Points [bar]: 3
 Air Mass Sensor	<b>1393900200</b> <i>For reference:</i> 880000940548 0000940548 000094054880 0000941048 05103615AA 5103615AA A0000940548 A000094054880 A0000941048	MERCEDES-BENZ C-CLASS MERCEDES-BENZ COUPE MERCEDES-BENZ E-CLASS MERCEDES-BENZ E-CLASS MERCEDES-BENZ E-CLASS SALOON (W124) MERCEDES-BENZ G-CLASS MERCEDES-BENZ KOMBI MERCEDES-BENZ S-CLASS SALOON MERCEDES-BENZ SL	2.8 3.2 3.2, 2.8 3.6 3.2, 2.8 3.2 2.8, 3.2 2.8, 3.2 2.8, 3.2	03/93-05/00 03/87-05/93 06/93-06/95 06/93-06/96 12/84-08/93 09/89-12/11 09/85-07/93 02/91-10/98 03/89-12/01	Number of Poles: 4 Housing Type: 000
 Hazard Light Switch	<b>1396300100</b> <i>For reference:</i> 881248200110 1248200110 A1248200110	MERCEDES-BENZ 190 CABRIOLET MERCEDES-BENZ C-CLASS MERCEDES-BENZ COUPE MERCEDES-BENZ E-CLASS MERCEDES-BENZ E-CLASS MERCEDES-BENZ E-CLASS SALOON (W124) MERCEDES-BENZ KOMBI	2.0, 2.0D, 1.8, 2.3, 2.5, 2.5D, 2.6 3.0 1.8, 2.2D, 2.5D, 3.6, 2.0, 2.0D, 2.2, 2.8 2.2, 2.3, 3.0, 3.2 2.0, 2.0D, 3.0, 3.0D, 5.0, 2.5D, 3.2, 4.2, 2.2, 2.8, 6.0 3.6 2.5D, 3.0, 3.2, 4.2, 2.2, 2.3, 2.6, 2.8, 3.0D, 5.0, 2.0, 2.0D 2.0, 2.0D, 2.5D, 3.2, 2.2, 2.3, 2.6, 2.8, 3.0, 3.0D	10/82-08/93 04/92-06/93 03/93-05/00 03/87-05/93 06/93-06/95 06/93-06/96 12/84-08/93 09/85-07/93	



Description	Item no.	Application	Engine	Year	Criteria / Information
 <p>Switch for reversing light</p>	<b>1396600100</b> <i>For reference:</i> 880005454906 0005454906 A0005454906	MERCEDES-BENZ 190 MERCEDES-BENZ CABRIOLET MERCEDES-BENZ COUPE MERCEDES-BENZ E-CLASS MERCEDES-BENZ E-CLASS MERCEDES-BENZ E-CLASS SALOON (W124) MERCEDES-BENZ KOMBI MERCEDES-BENZ S-CLASS COUPE MERCEDES-BENZ S-CLASS SALOON MERCEDES-BENZ S-CLASS SALOON (W126) MERCEDES-BENZ SL MERCEDES-BENZ W123 MERCEDES-BENZ W123	2.6 3.0 3.0, 3.2 3.0, 3.2, 3.0D, 2.8 3.6 2.6, 3.0D, 2.8, 3.0, 3.2 3.0, 3.0D, 2.8 4.1, 5.5, 3.8, 5.0, 4.9 2.8, 3.2, 3.4D 2.7, 5.5, 3.0, 3.8, 4.9, 5.0, 4.1 3.0, 3.2, 2.8 2.7, 2.5 2.9D	10/82-08/93 04/92-06/93 03/87-05/93 06/93-06/95 06/93-06/97 12/84-08/93 09/85-07/93 08/80-06/91 02/91-10/98 10/79-06/91 03/89-12/01 01/76-12/85 09/77-12/85	
 <p>Stop Light Switch</p>	<b>1396600200</b> <i>For reference:</i> 880015450109 0005457709 0005458609 0005459909 0015450109 001545010928 5101495AA A0005457709 A0005458609 A0005459909 A0015450109	MERCEDES-BENZ 190 MERCEDES-BENZ CABRIOLET MERCEDES-BENZ C-CLASS MERCEDES-BENZ C-CLASS MERCEDES-BENZ CLK MERCEDES-BENZ COUPE MERCEDES-BENZ E-CLASS MERCEDES-BENZ E-CLASS MERCEDES-BENZ E-CLASS MERCEDES-BENZ E-CLASS SALOON (W124) MERCEDES-BENZ G-CLASS MERCEDES-BENZ G-CLASS MERCEDES-BENZ G-CLASS MERCEDES-BENZ KOMBI MERCEDES-BENZ S-CLASS COUPE MERCEDES-BENZ S-CLASS SALOON MERCEDES-BENZ SL MERCEDES-BENZ SLK MERCEDES-BENZ V-CLASS	2.0, 1.8, 2.0D, 2.3, 2.6, 2.5, 2.5D 3.0 1.8, 2.3, 2.8, 3.6, 4.3, 2.2D, 2.4, 2.0, 2.0D, 2.2, 2.5D 2.6 3.2, 2.0, 2.3, 4.3 2.3, 2.2, 3.0, 3.2 2.1D 2.3, 5.4, 2.2D, 2.4, 2.6, 2.9D, 3.2D, 2.7D, 4.3 2.8, 2.5D, 3.0, 3.0D, 3.2, 5.0, 6.0, 2.2, 2.0, 2.0D, 3.6, 4.2 2.5D, 2.8, 4.2, 2.0, 2.0D, 2.2, 2.3, 2.6, 3.0, 3.0D, 3.2, 5.0 2.9D 3.0D, 3.2, 5.0 2.2, 2.5D, 2.6, 3.0D, 2.0, 2.3, 2.8, 3.0, 3.2, 2.0D 5.0, 6.0, 4.2 4.2, 3.0D, 3.2, 3.4D, 5.0, 2.8, 6.0 2.8, 5.0, 7.3, 3.0, 3.2, 6.0 2.3, 3.2, 2.0 2.8	10/82-08/93 04/92-06/93 03/93-05/00 06/96-03/01 06/97-03/02 03/87-05/93 06/96-03/03 06/95-03/02 06/93-06/95 12/84-08/93 09/89-07/00 09/89-12/11 09/85-07/93 07/92-12/99 02/91-10/98 03/89-12/01 09/96-04/04 09/96-07/03	Operating Mode: Mechanical Combi Switch Function: Directional Contact Number of Poles: 4
 <p>Sensor, brake pad wear</p>	<b>1397300100</b> <i>For reference:</i> 881265402017 0005400217 1235400017 1265402017 1405401217 5099878AA 6015401317 A0005400217 A1235400017 A1265402017 A1405401217 A6015401317	MERCEDES-BENZ 190 MERCEDES-BENZ A-CLASS MERCEDES-BENZ CABRIOLET MERCEDES-BENZ C-CLASS MERCEDES-BENZ C-CLASS MERCEDES-BENZ CLK MERCEDES-BENZ COUPE MERCEDES-BENZ E-CLASS MERCEDES-BENZ E-CLASS MERCEDES-BENZ E-CLASS MERCEDES-BENZ E-CLASS MERCEDES-BENZ E-CLASS SALOON (W124) MERCEDES-BENZ G-CLASS MERCEDES-BENZ KOMBI	1.8, 2.0D, 2.5D, 2.3, 2.6, 2.0, 2.5 1.9, 2.1, 1.6, 1.7D, 1.4 3.0 2.0, 3.6, 4.3, 2.2, 1.8, 2.2D, 2.3, 2.8, 2.0D, 2.4, 2.5D 2.6 2.0, 3.2, 4.3, 2.3, 5.4 3.0, 3.2 2.1D 2.2, 2.5D, 3.0, 3.0D, 3.6, 2.0 2.6, 4.3, 2.3, 2.2D, 2.4, 2.7D, 2.9D, 3.2D, 5.4 3.2, 5.0, 2.8, 4.2, 6.0 2.8, 2.6, 4.2, 2.5D, 3.0, 3.0D, 3.2, 5.0 2.5D, 2.7, 3.0D, 2.3, 2.4D 2.0, 2.2, 2.5D, 2.6, 3.0, 3.2, 2.0D, 3.0D, 2.3, 2.8	10/82-08/93 07/97-08/04 04/92-06/93 03/93-05/00 06/96-03/01 06/97-03/02 03/87-05/93 06/96-03/03 06/93-06/96 06/95-03/02 06/93-06/95 12/84-08/93 03/79-07/93 09/85-07/93	Length [mm]: 94

Description	Item no.	Application	Engine	Year	Criteria / Information
	<b>1397300100</b>	MERCEDES-BENZ R107/C107 MERCEDES-BENZ R107/C107 MERCEDES-BENZ S-CLASS COUPE MERCEDES-BENZ S-CLASS COUPE MERCEDES-BENZ S-CLASS SALOON MERCEDES-BENZ S-CLASS SALOON (W126) MERCEDES-BENZ SL MERCEDES-BENZ SLK MERCEDES-BENZ S-W116 MERCEDES-BENZ T1 MERCEDES-BENZ T1/TN MERCEDES-BENZ T2/LN1 MERCEDES-BENZ W123	2.9, 4.1 3.5, 2.7, 3.8, 4.9, 4.5 3.8, 5.5, 4.1, 4.9, 5.0 6.0, 4.2 4.2, 3.0D, 5.0, 2.8, 3.2, 3.4D, 6.0 2.7, 3.8, 5.0, 3.0, 5.5, 4.1, 2.5, 4.9 3.0, 3.2, 5.0, 6.0, 7.3, 2.8 3.2, 2.3, 2.0 6.8, 2.7, 3.5, 4.5 3.0D, 2.4D, 2.8D, 2.9D, 2.3, 2.3D 2.3, 2.8D, 2.4D, 2.9D, 2.3D 2.3, 2.4D, 2.3D 2.2D, 2.3, 2.4D, 2.7, 2.9D, 2.0D, 2.0, 2.5	05/71-12/89 05/71-09/81 08/80-06/91 07/92-12/99 02/91-10/98 10/79-06/91 03/89-12/01 09/96-04/04 08/72-07/80 04/77-02/96 07/81-06/95 04/86-12/94 01/76-12/85	
	<b>1397300300</b> <i>For reference:</i> 882015400317 1265400617 2015400317 A1265400617 A2015400317	MERCEDES-BENZ 190 MERCEDES-BENZ COUPE MERCEDES-BENZ E-CLASS MERCEDES-BENZ E-CLASS SALOON (W124) MERCEDES-BENZ KOMBI	2.3, 2.6, 2.5, 2.0, 1.8, 2.0D, 2.5D 2.2, 2.3, 3.0 2.0D, 3.0D, 2.0, 2.2, 3.0, 2.5D, 2.8 2.0, 2.5D, 2.0D, 3.0, 3.0D, 2.2, 2.3, 2.6, 2.8 2.0D, 2.8, 2.2, 2.3, 2.6, 2.0, 2.5D, 3.0, 3.0D	10/82-08/93 03/87-05/93 06/93-06/95 12/84-08/93 09/85-07/93	Fitting Position: Front Axle Left Fitting Position: Front Axle Right Length [mm]: 180
	<b>1398200100</b> <i>For reference:</i> 881248200708 1248200342 1248200542 1248200708 1248200808 1248203942 A1248200342 A1248200542 A1248200708 A1248200808 A1248203942	MERCEDES-BENZ CABRIOLET MERCEDES-BENZ COUPE MERCEDES-BENZ E-CLASS MERCEDES-BENZ E-CLASS MERCEDES-BENZ E-CLASS SALOON (W124)	3.0 2.2, 2.3, 3.0, 3.2 2.2, 3.6 3.0, 3.0D, 3.2, 2.5D, 2.8, 5.0, 6.0, 2.0D, 4.2, 2.0 2.3, 2.6, 4.2, 2.0, 5.0, 3.0, 3.0D	04/92-06/93 03/87-05/93 06/93-06/96 06/93-06/95 12/84-08/93	Fitting Position: Front Driver Position: for left-/right-hand traffic Rated Power [W]: 40 Number of Poles: 5 Voltage [V]: 12
	<b>1398500200</b> <i>For reference:</i> 882028690021 0008693821 1238690021 1238690121 1248690021 1248690121 1248690221 1248690321 1248690421 1248690521 1248690621 1298690021 2028690021 2028690121 A0008693821 A1238690021 A1238690121 A1248690021 A1248690121 A1248690221 A1248690321 A1248690421 A1248690521 A1248690621 A1298690021 A2028690021 A2028690121	MERCEDES-BENZ 190 MERCEDES-BENZ CABRIOLET MERCEDES-BENZ C-CLASS MERCEDES-BENZ C-CLASS MERCEDES-BENZ COUPE MERCEDES-BENZ E-CLASS MERCEDES-BENZ E-CLASS MERCEDES-BENZ E-CLASS MERCEDES-BENZ E-CLASS SALOON (W124) MERCEDES-BENZ KOMBI MERCEDES-BENZ R107/C107 MERCEDES-BENZ R107/C107 MERCEDES-BENZ S-CLASS COUPE MERCEDES-BENZ S-CLASS COUPE MERCEDES-BENZ S-CLASS SALOON	2.3, 2.5, 2.6, 1.8, 2.5D, 2.0D, 2.0 3.0 2.3, 2.8, 2.2, 2.0, 2.0D, 3.6, 1.8, 2.2D, 2.4, 2.5D, 4.3 2.6 2.2, 3.0, 3.2, 2.3 2.2D, 2.9D, 2.3 6.0, 2.8, 3.6, 4.2, 2.0, 2.2, 2.5D, 3.0, 3.2, 2.0D, 3.0D, 5.0 2.0D, 4.2, 2.0, 2.2, 2.6, 2.3, 2.8, 3.0D, 5.0, 2.5D, 3.0, 3.2 2.3, 2.8, 2.0D, 2.5D, 3.0, 3.0D, 3.2, 2.0, 2.2, 2.6 4.1, 5.6, 2.9 4.5, 2.7, 3.8, 3.5, 4.9 3.8, 4.9, 4.1, 5.5, 5.0 4.2, 6.0 4.2, 6.0, 3.2, 3.0D, 3.4D, 5.0, 2.8	10/82-08/93 04/92-06/93 03/93-05/00 06/96-03/01 03/87-05/93 06/95-03/02 06/93-06/95 12/84-08/93 09/85-07/93 05/71-12/89 05/71-09/81 08/80-06/91 07/92-12/99 02/91-10/98	Pump Type: Mono Pump Vehicle Equipment: for vehicles with headlamp cleaning system Fitting Position: Front Voltage [V]: 12

Description	Item no.	Application	Engine	Year	Criteria / Information
	<b>1398500200</b>	MERCEDES-BENZ S-CLASS SALOON (W126) MERCEDES-BENZ SL MERCEDES-BENZ W123	2.5, 5.0, 3.0, 3.8, 4.9, 4.1, 2.7, 5.5 3.0, 3.2, 2.8, 6.0, 5.0 2.3, 2.4D, 2.7, 2.9D, 3.0D, 2.5, 2.0, 2.0D, 2.2D	10/79-06/91 03/89-12/01 01/76-12/85	
 Fan, radiator	<b>1399100400</b> <i>For reference:</i> 880005008593 0005008593 A0005008593	MERCEDES-BENZ CABRIOLET MERCEDES-BENZ COUPE MERCEDES-BENZ E-CLASS MERCEDES-BENZ E-CLASS MERCEDES-BENZ E-CLASS SALOON (W124) MERCEDES-BENZ KOMBI MERCEDES-BENZ S-CLASS SALOON (W126)	3.0 3.0, 3.2 2.5D, 3.0, 3.2, 4.2, 3.0D, 6.0, 2.8, 2.0D, 5.0 3.6 2.8, 3.0D, 5.0, 2.0D, 4.2, 2.6, 2.5D, 3.0, 3.2 2.8, 3.0D, 2.0D, 2.5D, 3.0, 3.2 2.5, 3.0, 4.1, 5.5, 4.9	04/92-06/93 03/87-05/93 06/93-06/95 06/93-06/96 12/84-08/93 09/85-07/93 10/79-06/91	Switching Capacity [W]: 150 Outer diameter [mm]: 302

Item No.	Page	Item No.	Page
1111400400	1	1343700310	26
1115201400	6	1344400400	27
1118102800	10	1344401800	27
1118108200	12	1344402600	27
1118108500	13	1350100110	27
1118203100	14	1350100200	27
1118500100	17	1350100500	28
1161951410	37	1350101710	28
1161954010	37	1350200500	28
1190200600	43	1350200600	28
1190201202	43	1350200700	29
1190302500	43	1350200800	29
1191300800	44	1350300100	30
1191300802	44	1350300500	30
1191600500	45	1350300600	30
1311400100	1	1350301100	31
1311400500	2	1350301400	31
1312900200	2	1350450100	32
1314100600	2	1351150100	32
1314101100	3	1351300210	33
1314101900	3	1352200800	33
1314250100	3	1352201100	33
1314600110	4	1353100200	34
1314600210	4	1353100500	34
1314702000	5	1353600510	34
1314901300	5	1353800400	34
1314901500	5	1353800600	34
1314901900	5	1353800800	35
1314902600	6	1353801000	35
1315200100	6	1353801300	35
1317100100	7	1353801700	35
1317900400	7	1353802000	36
1317900500	8	1353900400	36
1317900600	8	1353900500	36
1317900700	8	1361600200	36
1318100600	8	1361700300	37
1318100800	9	1363105900	37
1318100900	9	1363202500	38
1318101100	9	1363600110	38
1318101500	10	1363700110	38
1318101600	10	1363700410	38
1318102300	10	1363702110	39
1318102800	11	1363702410	39
1318103000	11	1363900210	39
1318103100	11	1363950110	40
1318104700	11	1364002910	40
1318104800	12	1364003010	40
1318105200	12	1364202770	41
1318200200	13	1364202780	41
1318200700	13	1364300270	41
1318201100	13	1364300280	41
1318201200	14	1370300100	41
1318250200	14	1370600100	42
1318250300	15	1388100170	42
1318301000	15	1388100180	42
1318301100	15	1390101000	42
1318301300	15	1390102000	42
1318301400	16	1390400100	44
1318302500	16	1391800200	45
1318650100	17	1391900100	45
1318700700	17	1391900200	46
1318750100	18	1392100100	46
1321600200	18	1393100200	47
1321600400	19	1393100500	47
1326100100	19	1393200300	48
1326100400	19	1393500100	48
1326100500	19	1393900200	48
1328100410	19	1396300100	48
1330500100	20	1396600100	49
1330600200	20	1396600200	49
1331900100	20	1397300100	49
1331900200	21	1397300300	50
1331900500	21	1398200100	50
1332400500	22	1398500200	50
1340100370	22	1399100400	51
1340100380	22	8141200300	24
1340200510	23	8301400100	1
1340200810	23	8315250200	7
1340300300	23		
1340550170	23		
1340550180	23		
1340550610	24		
1340600200	24		
1341300510	24		
1342206800	25		
1342300200	25		
1342600100	25		
1342600200	25		
1342700100	25		
1342703810	26		
1343700210	26		